Archiline Frameless

inter•lux

FIXED

AR-RF-F-...-NSP
Delivered Lumens - Narrow Spot

		Length [Wattage]		
		12 [15]	20 [22]	39 [44]
CCT	27	1472	2207	4415
	30	1576	2363	4727
	35	1576	2363	4727
	40	1680	2519	5039

Polar Plot / Cone Of Light Multiplier		
12 [15]	20 [22]	39 [44]
0.33	0.50	1.00

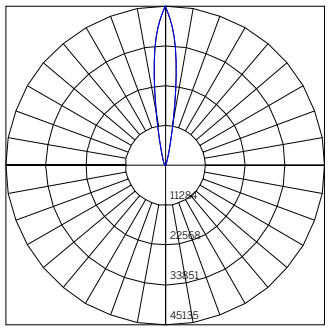

Beam Angle (0-180) = 15.5
Beam Angle (90-270) = 15.3

CONE OF LIGHT - 39" 44W 3000K NARROW SPOT
AR-RF-F-39-44-ID-30-NSP-...[1]

Throw Distance [Ft]	Illuminance [Fc]	Beam Diameter [Ft]
20	113	5.4
18	139	4.9
16	176	4.4
14	230	3.8
12	313	3.3
10	451	2.7
8	705	2.2
6	1254	1.6
4	2821	1.1
2	11284	0.5

AR-RF-F-...-SP
Delivered Lumens - Spot

		Length [Wattage]		
		12 [15]	20 [22]	39 [44]
CCT	27	1323	1984	3968
	30	1416	2124	4249
	35	1416	2124	4249
	40	1510	2265	4529

Polar Plot / Cone Of Light Multiplier		
12 [15]	20 [22]	39 [44]
0.33	0.50	1.00

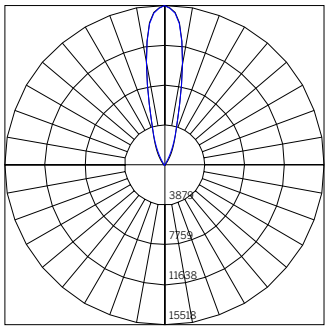

Beam Angle (0-180) = 24.5
Beam Angle (90-270) = 24.4

CONE OF LIGHT - 39" 44W 3000K SPOT
AR-RF-F-39-44-ID-30-SP-...[1]

Throw Distance [Ft]	Illuminance [Fc]	Beam Diameter [Ft]
20	39	8.7
18	48	7.8
16	61	6.9
14	79	6.1
12	108	5.2
10	155	4.3
8	242	3.5
6	431	2.6
4	970	1.7
2	3880	0.9

AR-RF-F-...-FL
Delivered Lumens - Flood

		Length [Wattage]		
		12 [15]	20 [22]	39 [44]
CCT	27	1252	1878	3757
	30	1341	2011	4022
	35	1341	2011	4022
	40	1429	2144	4288

Polar Plot / Cone Of Light Multiplier		
12 [15]	20 [22]	39 [44]
0.33	0.50	1.00

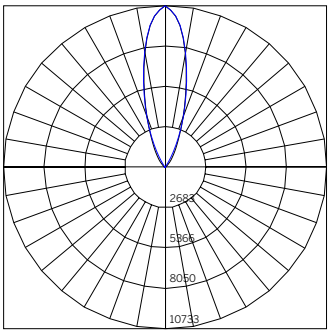

Beam Angle (0-180) = 30.6
Beam Angle (90-270) = 30.0

CONE OF LIGHT - 39" 44W 3000K FLOOD
AR-RF-F-39-44-ID-30-FL-...[1]

Throw Distance [Ft]	Illuminance [Fc]	Beam Diameter [Ft]
20	27	10.9
18	33	9.8
16	42	8.8
14	55	7.7
12	75	6.6
10	107	5.5
8	168	4.4
6	298	3.3
4	671	2.2
2	2683	1.1

1 Polar Plot and Cone of Light are applicable to part number noted; use Multiplication Factor table to approximate other models or refer to online photometry.

Archiline Frameless

inter•lux

FIXED

AR-RF-F-...-WFL
Delivered Lumens - Wide Flood

		Length [Wattage]		
		12 [15]	20 [22]	39 [44]
CCT	27	1355	2033	4066
	30	1451	2177	4354
	35	1451	2177	4354
	40	1547	2320	4641

	Polar Plot / Cone Of Light Multiplier		
	12 [15]	20 [22]	39 [44]
	0.33	0.50	1.00

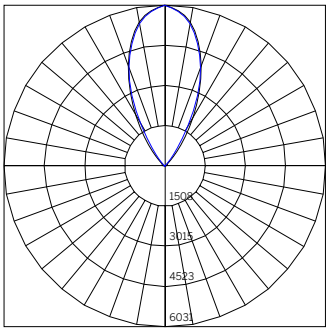

Beam Angle (0-180) = 49.1
Beam Angle (90-270) = 50.4

CONE OF LIGHT - 39" 44W 3000K
WIDE FLOOD
AR-RF-F-39-44-ID-30-WFL-...[1]

Throw Distance [Ft]	Illuminance [Fc]	Beam Diameter [Ft]
20	15	18.3
18	19	16.4
16	24	14.6
14	31	12.8
12	42	11.0
10	60	9.1
8	94	7.3
6	168	5.5
4	377	3.7
2	1508	1.8

AR-RF-F-...-EL
Delivered Lumens - Elliptic

		Length [Wattage]		
		12 [15]	20 [22]	39 [44]
CCT	27	1062	1592	3185
	30	1137	1705	3410
	35	1137	1705	3410
	40	1212	1817	3635

	Polar Plot / Cone Of Light Multiplier		
	12 [15]	20 [22]	39 [44]
	0.33	0.50	1.00

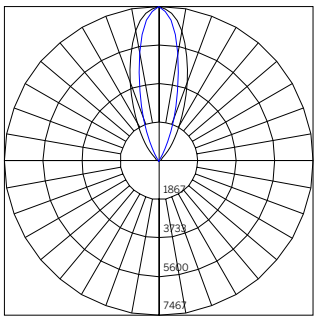

Beam Angle (0-180) = 28.7
Beam Angle (90-270) = 42.6

CONE OF LIGHT - 39" 44W 3000K ELLIPTIC
AR-RF-F-39-44-ID-30-EL-...[1]

Throw Distance [Ft]	Illuminance [Fc]	Beam Diameter [Ft]
20	19	10.2
18	23	9.2
16	29	8.2
14	38	7.2
12	52	6.1
10	75	5.1
8	117	4.1
6	207	3.1
4	467	2.0
2	1867	1.0

AR-RF-F-...-WW
Delivered Lumens - Wall Wash

		Length [Wattage]		
		12 [15]	20 [22]	39 [44]
CCT	27	1411	2117	4234
	30	1511	2267	4534
	35	1511	2267	4534
	40	1611	2416	4833

	Polar Plot / Cone Of Light Multiplier		
	12 [15]	20 [22]	39 [44]
	0.33	0.50	1.00

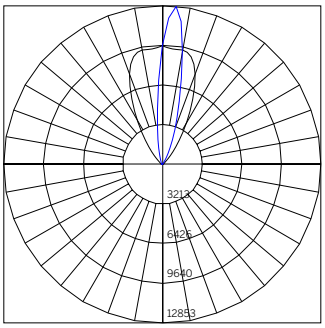

Beam Angle (0-180) = 16.4
Beam Angle (90-270) = 55.3

ISOILLUMINANCE DIAGRAM 39" 44W 3000K
WALL WASH
AR-RF-F-39-44-ID-30-WW-...[2]

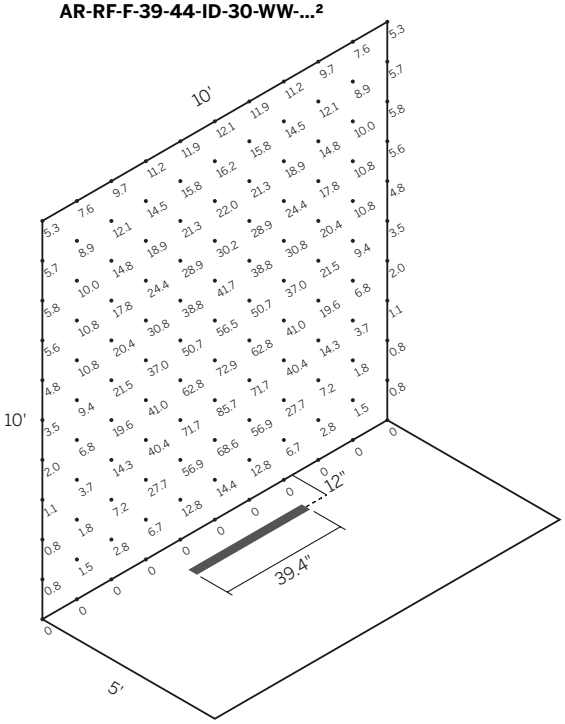

1 Polar Plot and Cone of Light are applicable to part number noted; use Multiplication Factor table to approximate other models or refer to online photometry.
2 Values in footcandles on wall, 1' grid. Fixture inground,12" from wall.

Archiline Frameless

inter•lux

DL DARKLIGHT

AR-RF-FDL-...-SP
Delivered Lumens - Spot

		Length [Wattage]		
		12 [15]	20 [22]	39 [44]
CCT	27	897	1467	2935
	30	960	1570	3142
	35	960	1570	3142
	40	1023	1674	3349

Polar Plot / Cone Of Light Multiplier		
12 [15]	20 [22]	39 [44]
0.31	0.50	1.00

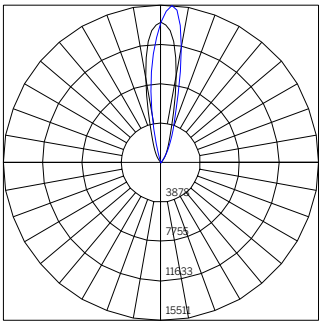

Beam Angle (0-180) = 20.6
Beam Angle (90-270) = 23.7

CONE OF LIGHT - 39" 44W 3000K SPOT
AR-RF-FDL-39-44-ID-30-SP-...[1]

Throw Distance [Ft]	Illuminance [Fc]	Beam Diameter [Ft]
20	39	7.3
18	48	6.5
16	61	5.8
14	79	5.1
12	108	4.4
10	155	3.6
8	242	2.9
6	431	2.2
4	969	1.5
2	3878	0.7

AR-RF-FDL-...-FL
Delivered Lumens - Flood

		Length [Wattage]		
		12 [15]	20 [22]	39 [44]
CCT	27	828	1355	2710
	30	886	1450	2902
	35	886	1450	2902
	40	945	1546	3093

Polar Plot / Cone Of Light Multiplier		
12 [15]	20 [22]	39 [44]
0.31	0.50	1.00

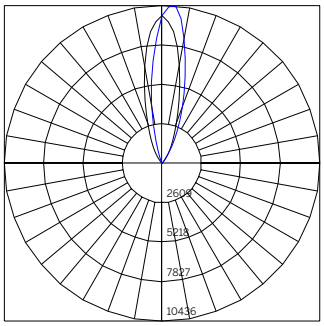

Beam Angle (0-180) = 24.4
Beam Angle (90-270) = 27.5

CONE OF LIGHT - 39" 44W 3000K FLOOD
AR-RF-FDL-39-44-ID-30-FL-...[1]

Throw Distance [Ft]	Illuminance [Fc]	Beam Diameter [Ft]
20	26	8.6
18	32	7.8
16	41	6.9
14	53	6.1
12	72	5.2
10	104	4.3
8	163	3.5
6	290	2.6
4	652	1.7
2	2609	0.9

AR-RF-FDL-...-WFL
Delivered Lumens - Wide Flood

		Length [Wattage]		
		12 [15]	20 [22]	39 [44]
CCT	27	969	1586	3172
	30	1038	1698	3397
	35	1038	1698	3397
	40	1106	1810	3621

Polar Plot / Cone Of Light Multiplier		
12 [15]	20 [22]	39 [44]
0.31	0.50	1.00

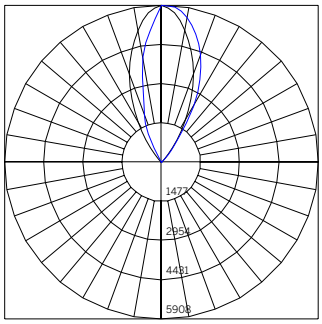

Beam Angle (0-180) = 41.3
Beam Angle (90-270) = 46.5

CONE OF LIGHT - 39" 44W 3000K WIDE FLOOD
AR-RF-FDL-39-44-ID-30-WFL-...[1]

Throw Distance [Ft]	Illuminance [Fc]	Beam Diameter [Ft]
20	15	15.1
18	18	13.6
16	23	12.1
14	30	10.6
12	41	9.0
10	59	7.5
8	92	6.0
6	164	4.5
4	369	3.0
2	1477	1.5

AR-RF-FDL-...-EL
Delivered Lumens - Elliptic

		Length [Wattage]		
		12 [15]	20 [22]	39 [44]
CCT	27	721	1180	2361
	30	772	1264	2528
	35	772	1264	2528
	40	823	1347	2695

Polar Plot / Cone Of Light Multiplier		
12 [15]	20 [22]	39 [44]
0.31	0.50	1.00

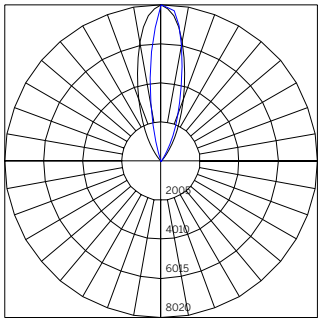

Beam Angle (0-180) = 23.0
Beam Angle (90-270) = 34.7

CONE OF LIGHT - 39" 44W 3000K ELLIPTIC
AR-RF-FDL-39-44-ID-30-EL-...[1]

Throw Distance [Ft]	Illuminance [Fc]	Beam Diameter [Ft]
20	20	8.1
18	25	7.3
16	31	6.5
14	41	5.7
12	56	4.9
10	80	4.1
8	125	3.3
6	223	2.4
4	501	1.6
2	2005	0.8

1 Polar Plot and Cone of Light are applicable to part number noted; use Multiplication Factor table to approximate other models or refer to online photometry.