

**General:** Ryo's name was inspired by the Amazon's famous river. At night the shaft's concave profile is filled with functional and gentle (yet efficient) light, while the round shape of the reflector allows for a very wide light spread.

Ryo's optics are designed to prevent light dispersion above the horizon (Dark Sky Compliant). The fixture comes in multiple heights and with both a directional and a bi-directional distribution, making this bollard suitable for both pathway lighting and to illuminate very large areas.

**Fixture Body:** Open pore Anodized and Powder Coated Die-Cast Aluminum.

**Diffuser:** UV Resistant Polycarbonate, Opaline.

**Mounting:** Open pore Anodized and Powder Coated Die-Cast Aluminum Base (Standard). Anchor Bolts available upon request.

**Dimensions/Weight:** 9.8" (4.74 lbs) – 32.3" (8.93 lbs) – 44.1" (12.31 lbs)

**Driver:** Integral, 120-277VAC Dimmable 0-10V down to 1%.

**Wattages:** 4.2W (9.8" Asymm.) – 10W (9.8" Round - 32.3" + 44.1" Asymm.) – 20W (32.3" + 44.1" Round).

**Cable:** Fixture comes with 3.28' of power cable.

**Safety features:** Fixture is equipped with Electrostatic discharge protection (4 KV), Surge Protection (0.5 KV) and Acquastop (anti-wicking).

**IP rating:** IP66 for protection against dust and water jets from any angle.

**IK rating:** IK 09

**ETL Certification:** ETL, wet location

**Optics:** General Illumination, with Asymmetric (Mono-Directional) or Round (Bi-Directional) Emission


**Color temperatures:** 2700K – 3000K – 4000K.

**CRI:** 80+

**BUG Rating:** B1-U0-G1 – Type I Asymmetrical (Dark Sky Compliant)


**Lumen Maintenance:** L70 projections tested at Tj 65° C and Ta 25°.

**Warranty:** 5-year Limited Warranty on fixtures. 1-year Limited Warranty on Remote Drivers.




AE 9.8" (4.2W)

AE 32.3" (10W)



AE 44.1" (10W)

RE 9.8" (10W)



RE 32.3" (20W)

AE 44.1" (10W)

Delivered Lumens (gray finish)*	9.8"	32.3"	44.1"
AE	517	1019	1019
RE	1034	2038	2038

\*Values shown for 3000K

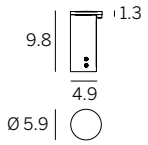
## Ordering Information

Product	Finish	Type	Size	Wattage/Operation	Color Temp	Optic	+	Accessory <sup>1</sup>
RYO = Ryo	BOGR = Bollard, Gray BOBG = Bollard, Black Gray (Anthracite) BODB = Bollard, Dark Brown	AE = Asymmetric Emission	10 = 9.8"	4 ID = 4.2W / Integral (0-10V Dim)	27 = 2700K 30 = 3000K 40 = 4000K	GE = General Illumination		Anchor Bolts E64758
			32 = 32.3"	10 ID = 10W / Integral (0-10V Dim)				
			44 = 44.1"	10 ID = 10W / Integral (0-10V Dim)				
		RE = Round Emission	10 = 9.8"	10 ID = 10W / Integral (0-10V Dim)				
			32 = 32.3"	20 ID = 20W / Integral (0-10V Dim)				
			44 = 44.1"	20 ID = 20W / Integral (0-10V Dim)				

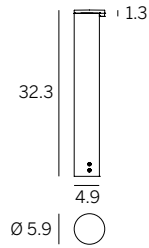
<sup>1</sup> See page 2

## ASYMMETRIC EMISSION

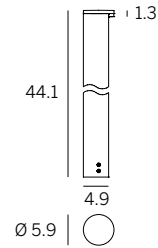
9.8" 4W ID



32.3" 10W ID

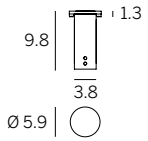


44.1" 10W ID

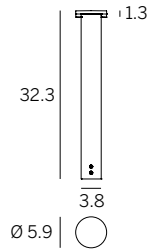


## ROUND EMISSION

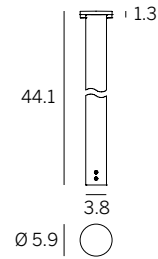
9.8" 10W ID



32.3" 20W ID



44.1" 20W ID



## ACCESSORIES



**E64758**

Anchor Bolts