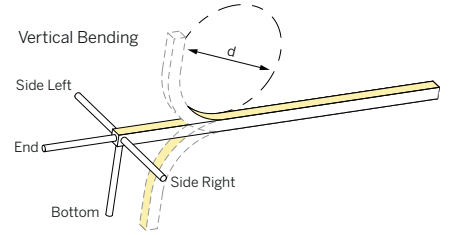
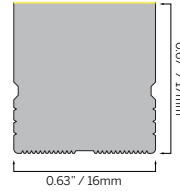


# FLEX 16x17 VERTICAL

## 0.63x0.67"

- STATIC WHITE
- FREE CUT
- TUNABLE WHITE
- WARM DIM
- RGB / RGBW
- PIXEL



SPECIFICATION	
MATERIAL	Silicone
MOUNTING	Surface
IP RATING	IP67
BINNING	3 Step
LIFETIME (L70)	50,000hrs based on LM-80 & TM-21 applicable test data
DRIVER REQUIREMENT	24VDC Constant voltage
PROTECTION	UV, flame, salt and chlorine resistant
WARRANTY	5 Years

### STATIC WHITE (CRI >90 Ra)

SPECIFICATION (MINIMUM BEND DIAMETER >9.8" / 250 mm)

- DRIVERS
- IES FILES

DRIVER OPTIONS (See driver page for details)	
D010 = eldoLED, 10%, 0-10V dimming, 120-277V	DALI-DT6 = eldoLED DALI (DT6), 0.1% dimming, 120-277V
EL96 = eldoLED 24V, 0.1% 0-10V dimming, 120-277V	UNV96-WL = 0-10V / Phase Dim 96W Wet Location, 1% dimming, 120-277V
DPH = Phase Dimming, 1% dimming, 120V only	
L3D0E = Lutron Hi-lume Premier 0.1% EcoSystem, 120-277V	UNV384-WL = 0-10V / Phase Dim 384W Wet Location, 1% dimming, 120-277V

Cut Interval	DELIVERED LUMENS lm/ft							
	1800K	2400K	2700K	3000K	3500K	4000K	6000K	
S05 50 mm (2")	54	70	77	82	84	87	85	
S12 50 mm (2")	123	162	177	190	194	200	196	

ORDERING INFORMATION									
MODEL	JACKET	CCT	LED TYPE	CABLE ENTRY	IP RATING	CABLE LENGTH	LENGTH	DRIVERS	
63S1617V Flex 16x17 Vertical	1 White	C18 1800K	S05 5 W/m (15m max.)	E End	7 IP67	003 0.3m (1ft)	.XXXX Length in inches	D010 EL96 DPH L3D0E DALI-DT6 UNV96-WL UNV384-WL	
		C24 2400K	1.5 W/ft (49.2ft max.)	B Bottom	2 IP20	010 1m (3.3ft)			
		C27 2700K	S12 12 W/m (6m max.)	SL Side Left		030 3m (9.8ft)			
		C30 3000K	3.7 W/ft (19.7ft max.)	SR Side Right		050 5m (16.4ft)			
		C35 3500K				100 10m (32.8ft)			
		C40 4000K							
C60 6000K									
63S1617V	1								

### STATIC WHITE - HIGH OUTPUT (CRI >90 Ra)

SPECIFICATION (MINIMUM BEND DIAMETER >9.8" / 250 mm)

- DRIVERS
- IES FILES

DRIVER OPTIONS (See driver page for details)	
D010 = eldoLED, 10%, 0-10V dimming, 120-277V	DALI-DT6 = eldoLED DALI (DT6), 0.1% dimming, 120-277V
EL96 = eldoLED 24V, 0.1% 0-10V dimming, 120-277V	UNV96-WL = 0-10V / Phase Dim 96W Wet Location, 1% dimming, 120-277V
DPH = Phase Dimming, 1% dimming, 120V only	
L3D0E = Lutron Hi-lume Premier 0.1% EcoSystem, 120-277V	UNV384-WL = 0-10V / Phase Dim 384W Wet Location, 1% dimming, 120-277V

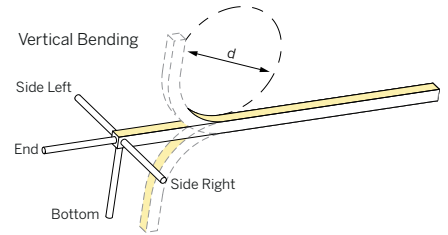
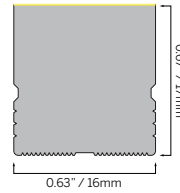
Cut Interval	DELIVERED LUMENS lm/ft							
	1800K	2400K	2700K	3000K	3500K	4000K	6000K	
S13 62.5 mm (2.5")	213	278	301	327	333	334	338	

ORDERING INFORMATION									
MODEL	JACKET	CCT	LED TYPE	CABLE ENTRY	IP RATING	CABLE LENGTH	LENGTH	DRIVERS	
63S1617HOV Flex 16x17 Vertical High Output	1 White	C18 1800K	S13 13.5 W/m (5m max.)	E End	7 IP67	003 0.3m (1ft)	.XXXX Length in inches	D010 EL96 DPH L3D0E DALI-DT6 UNV96-WL UNV384-WL	
		C24 2400K	4.1 W/ft (16.4ft max.)	B Bottom	2 IP20	010 1m (3.3ft)			
		C27 2700K		SL Side Left		030 3m (9.8ft)			
		C30 3000K		SR Side Right		050 5m (16.4ft)			
		C35 3500K				100 10m (32.8ft)			
		C40 4000K							
C60 6000K									
63S1617HOV	1		S13						

# FLEX 16x17 VERTICAL

## 0.63x0.67"

- STATIC WHITE
- FREE CUT
- TUNABLE WHITE
- WARM DIM
- RGB/RGBW
- PIXEL



SPECIFICATION	
MATERIAL	Silicone
MOUNTING	Surface
IP RATING	IP67
BINNING	3 Step
LIFETIME (L70)	50,000hrs based on LM-80 & TM-21 applicable test data
DRIVER REQUIREMENT	24VDC Constant voltage
PROTECTION	UV, flame, salt and chlorine resistant
WARRANTY	5 Years

### STATIC WHITE FREE CUT (CRI >90 Ra)

SPECIFICATION (MINIMUM BEND DIAMETER >9.8" / 250 mm)

- DRIVERS
- IES FILES

DRIVER OPTIONS (See driver page for details)	
D010 = eldoLED, 10%, 0-10V dimming, 120-277V	DALI-DT6 = eldoLED DALI (DT6), 0.1% dimming, 120-277V
EL96 = eldoLED 24V, 0.1% 0-10V dimming, 120-277V	UNV96-WL = 0-10V / Phase Dim 96W Wet Location, 1% dimming, 120-277V
DPH = Phase Dimming, 1% dimming, 120V only	
L3D0E = Lutron Hi-lume Premier 0.1% EcoSystem, 120-277V	UNV384-WL = 0-10V / Phase Dim 384W Wet Location, 1% dimming, 120-277V

Cut Interval	DELIVERED LUMENS lm/ft						
	1800K	2400K	2700K	3000K	3500K	4000K	6000K
SF05	Free Cut	46	60	71	71	73	74
SF12	Free Cut	107	140	163	165	168	170

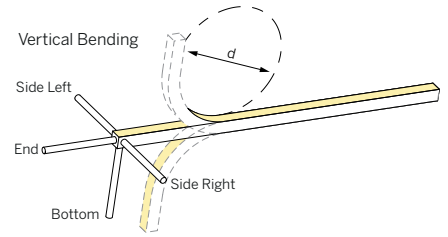
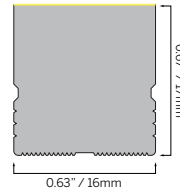
- ACCESSORIES

ORDERING INFORMATION									
MODEL	JACKET	CCT	LED TYPE	CABLE ENTRY	IP RATING	CABLE LENGTH	LENGTH	DRIVERS	
<b>63S1617V</b> Flex 16x17 Vertical	<b>1</b> White	<b>C18</b> 1800K	<b>SF05</b> 5 W/m (12.5m max.) 1.5 W/ft (41ft max.) <b>SF12</b> 12 W/m (6m max.) 3.7 W/ft (19.7ft max.)	<b>E</b> End <b>B</b> Bottom <b>SL</b> Side Left <b>SR</b> Side Right	<b>7</b> IP67 <b>2</b> IP20	<b>003</b> 0.3m (1ft) <b>010</b> 1m (3.3ft) <b>030</b> 3m (9.8ft) <b>050</b> 5m (16.4ft) <b>100</b> 10m (32.8ft)	<b>.XXXX</b> Length in inches	<b>D010</b>	
		<b>C24</b> 2400K						<b>EL96</b>	
		<b>C27</b> 2700K						<b>DPH</b>	
		<b>C30</b> 3000K						<b>L3D0E</b>	
		<b>C35</b> 3500K						<b>DALI-DT6</b>	
		<b>C40</b> 4000K						<b>UNV96-WL</b>	
<b>C60</b> 6000K	<b>UNV384-WL</b>								
<b>63S1617V</b>	<b>1</b>								

# FLEX 16x17 VERTICAL

## 0.63x0.67"

- STATIC WHITE
- FREE CUT
- TUNABLE WHITE
- WARM DIM
- RGB/RGBW
- PIXEL



SPECIFICATION	
MATERIAL	Silicone
MOUNTING	Surface
IP RATING	IP67
BINNING	3 Step
LIFETIME (L70)	50,000hrs based on LM-80 & TM-21 applicable test data
DRIVER REQUIREMENT	24VDC Constant voltage
PROTECTION	UV, flame, salt and chlorine resistant
WARRANTY	5 Years

### TUNABLE WHITE (CRI >90 Ra)

SPECIFICATION (MINIMUM BEND DIAMETER >9.8" / 250 mm)

DRIVER OPTIONS (See driver page for details)	
DALI-DT6 = eldoLED DALI (DT6), 0.1% dimming, 120-277V	
DALI-DT8 = eldoLED DALI (DT8), 0.1% dimming, 120-277V	

Cut Interval	DELIVERED LUMENS lm/ft						
	1800K	2400K	2700K	3000K	3500K	4000K	6000K
CT10 62.5 mm (2.5")	92	129	141	149	150	151	157

- DRIVERS
- IES FILES

ORDERING INFORMATION									
MODEL	JACKET	CCT (LOW)	CCT (HIGH)	LED TYPE*	CABLE ENTRY	IP RATING	CABLE LENGTH	LENGTH	DRIVERS
<b>63S1617V</b> Flex 16x17 Vertical	<b>1</b> White	<b>C18</b> 1800K	<b>24</b> 2400K	<b>CT10</b> 2x9.6 W/m (7m max.) 2x2.9 W/ft (23ft max.) <small>* Rated wattage is maximum wattage per channel. Combined power must also not exceed this value.</small>	<b>E</b> End <b>B</b> Bottom <b>SL</b> Side Left <b>SR</b> Side Right	<b>7</b> IP67 <b>2</b> IP20	<b>003</b> 0.3m (1ft)	<b>.XXXX</b> Length in inches	<b>DALI-DT6</b> <b>DALI-DT8</b>
		<b>C24</b> 2400K	<b>27</b> 2700K				<b>010</b> 1m (3.3ft)		
		<b>C27</b> 2700K	<b>30</b> 3000K				<b>030</b> 3m (9.8ft)		
		<b>C30</b> 3000K	<b>35</b> 3500K				<b>050</b> 5m (16.4ft)		
		<b>C35</b> 3500K	<b>40</b> 4000K				<b>100</b> 10m (32.8ft)		
<b>C40</b> 4000K	<b>60</b> 6000K								
<b>63S1617V</b>	<b>1</b>			<b>CT10</b>					

### TUNABLE WHITE - HIGH OUTPUT (CRI >90 Ra)

SPECIFICATION (MINIMUM BEND DIAMETER >9.8" / 250 mm)

DRIVER OPTIONS (See driver page for details)	
DALI-DT6 = eldoLED DALI (DT6), 0.1% dimming, 120-277V	
DALI-DT8 = eldoLED DALI (DT8), 0.1% dimming, 120-277V	

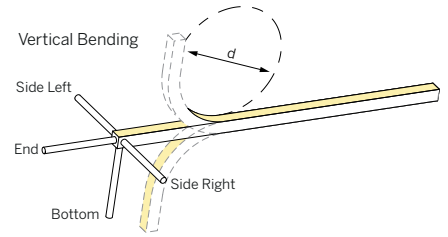
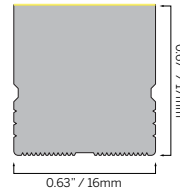
Cut Interval	DELIVERED LUMENS lm/ft						
	1800K	2400K	2700K	3000K	3500K	4000K	6000K
CT10 83.3 mm (3.3")	146	205	226	237	239	241	251
CT13 83.3 mm (3.3")	190	266	293	308	310	313	326

ORDERING INFORMATION									
MODEL	JACKET	CCT (LOW)	CCT (HIGH)	LED TYPE*	CABLE ENTRY	IP RATING	CABLE LENGTH	LENGTH	DRIVERS
<b>63S1617HOV</b> Flex 16x17 Vertical High Output	<b>1</b> White	<b>C18</b> 1800K	<b>24</b> 2400K	<b>CT10</b> 2x10 W/m (4m max.) 2x3 W/ft (13.1ft max.) <b>CT13</b> 2x13 W/m (3m max.) 2x4 W/ft (9.8ft max.) <small>* Rated wattage is maximum wattage per channel. Combined power must also not exceed this value.</small>	<b>E</b> End <b>B</b> Bottom <b>SL</b> Side Left <b>SR</b> Side Right	<b>7</b> IP67 <b>2</b> IP20	<b>003</b> 0.3m (1ft)	<b>.XXXX</b> Length in inches	<b>DALI-DT6</b> <b>DALI-DT8</b>
		<b>C24</b> 2400K	<b>27</b> 2700K				<b>010</b> 1m (3.3ft)		
		<b>C27</b> 2700K	<b>30</b> 3000K				<b>030</b> 3m (9.8ft)		
		<b>C30</b> 3000K	<b>35</b> 3500K				<b>050</b> 5m (16.4ft)		
		<b>C35</b> 3500K	<b>40</b> 4000K				<b>100</b> 10m (32.8ft)		
<b>C40</b> 4000K	<b>60</b> 6000K								
<b>63S1617HOV</b>	<b>1</b>								

# FLEX 16x17 VERTICAL

0.63x0.67"

- STATIC WHITE
- FREE CUT
- TUNABLE WHITE
- WARM DIM
- RGB/RGBW
- PIXEL



SPECIFICATION	
MATERIAL	Silicone
MOUNTING	Surface
IP RATING	IP67
BINNING	3 Step
LIFETIME (L70)	50,000hrs based on LM-80 & TM-21 applicable test data
DRIVER REQUIREMENT	24VDC Constant voltage
PROTECTION	UV, flame, salt and chlorine resistant
WARRANTY	5 Years

## WARM DIM (CRI >90 Ra)

SPECIFICATION (MINIMUM BEND DIAMETER >9.8" / 250 mm)

DRIVERS	DRIVER OPTIONS (See driver page for details)
	MAGSDM96-WD = 0-10V / Phase Dim 96W, 0.1% CCR Dimming for Warm Dim, 120-277V (Phase - 120V only)

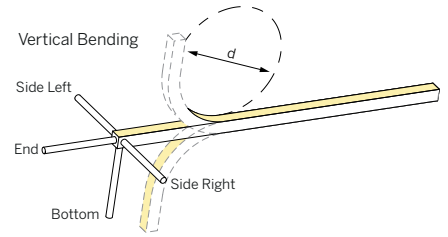
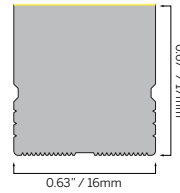
	DELIVERED LUMENS lm/ft	
	Cut Interval	
<b>14R</b>	83.33 mm (3.3")	150
		163

ORDERING INFORMATION									
MODEL	JACKET	CCT	LED TYPE	CABLE ENTRY	IP RATING	CABLE LENGTH	LENGTH	DRIVERS	
<b>63S1617V</b> Flex 16x17 Vertical	<b>1</b> White	<b>C2718W</b> 2700-1800K <b>C3018W</b> 3000-1800K	<b>14R</b> 14 W/m (5m max.) 4.3 W/ft (16.4ft max.)	<b>E</b> End <b>B</b> Bottom <b>SL</b> Side Left <b>SR</b> Side Right	<b>7</b> IP67 <b>2</b> IP20	<b>003</b> 0.3m (1ft) <b>010</b> 1m (3.3ft) <b>030</b> 3m (9.8ft) <b>050</b> 5m (16.4ft) <b>100</b> 10m (32.8ft)	<b>.XXXX</b> Length in inches	MAGSDM96-WD	
<b>63S1617V</b>	<b>1</b>		<b>14R</b>					<b>MAGSDM96-WD</b>	

# FLEX 16x17 VERTICAL

## 0.63x0.67"

- STATIC WHITE
- FREE CUT
- TUNABLE WHITE
- WARM DIM
- RGB / RGBW
- PIXEL



SPECIFICATION	
MATERIAL	Silicone
MOUNTING	Surface
IP RATING	IP67
BINNING	3 Step
LIFETIME (L70)	50,000hrs based on LM-80 & TM-21 applicable test data
DRIVER REQUIREMENT	24VDC Constant voltage
PROTECTION	UV, flame, salt and chlorine resistant
WARRANTY	5 Years

### RGB

SPECIFICATION (MINIMUM BEND DIAMETER >11.8" / 300 mm)

DRIVER OPTIONS (See driver page for details)
DALI = eldoLED DALI (DT6), 0.1% dimming, 120-277V

	Cut Interval	DELIVERED LUMENS lm/ft		
		RED	GREEN	BLUE
<b>L12</b>	100 mm (3.9")	26	67	15

### ORDERING INFORMATION

MODEL	JACKET	CCT	LED TYPE	CABLE ENTRY	IP RATING	CABLE LENGTH	LENGTH	DRIVERS
<b>63S1617V</b> Flex 16x17 Vertical	<b>1</b> White	<b>RGB</b> RGB	<b>L12</b> 12 W/m (6m max.) 3.7 W/ft (19.7ft max.)	<b>E</b> End <b>B</b> Bottom <b>SL</b> Side Left <b>SR</b> Side Right	<b>7</b> IP67 <b>2</b> IP20	<b>003</b> 0.3m (1ft) <b>010</b> 1m (3.3ft) <b>030</b> 3m (9.8ft) <b>050</b> 5m (16.4ft) <b>100</b> 10m (32.8ft)	<b>.XXXX</b> Length in inches	<b>DMX</b>
<b>63S1617V</b>	<b>1</b>	<b>RGB</b>	<b>L12</b>					<b>DMX</b>

### RGBW

SPECIFICATION (MINIMUM BEND DIAMETER >11.8" / 300 mm)

DRIVER OPTIONS (See driver page for details)
DALI = eldoLED DALI (DT6), 0.1% dimming, 120-277V

	Cut Interval	DELIVERED LUMENS lm/ft					
		RED	GREEN	BLUE	4000K		
<b>L16</b>	100 mm (3.9")	26	67	15	58	63	66

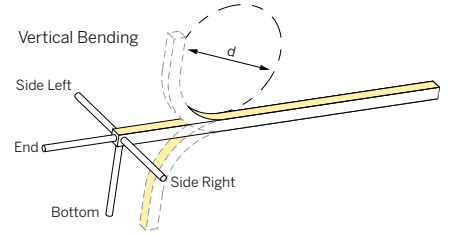
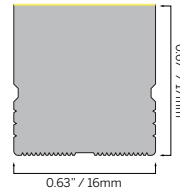
### ORDERING INFORMATION

MODEL	JACKET	CCT	LED TYPE	CABLE ENTRY	IP RATING	CABLE LENGTH	LENGTH	DRIVERS
<b>63S1617V</b> Flex 16x17 Vertical	<b>1</b> White	<b>RGBW27</b> RGBW(2700K) <b>RGBW30</b> RGBW(3000K) <b>RGBW40</b> RGBW(4000K)	<b>L16</b> 16 W/m (5m max.) 4.9 W/ft (16.4ft max.)	<b>E</b> End <b>B</b> Bottom <b>SL</b> Side Left <b>SR</b> Side Right	<b>7</b> IP67 <b>2</b> IP20	<b>003</b> 0.3m (1ft) <b>010</b> 1m (3.3ft) <b>030</b> 3m (9.8ft) <b>050</b> 5m (16.4ft) <b>100</b> 10m (32.8ft)	<b>.XXXX</b> Length in inches	<b>DMX</b>
<b>63S1617V</b>	<b>1</b>		<b>L16</b>					<b>DMX</b>

# FLEX 16x17 VERTICAL

## 0.63x0.67"

- STATIC WHITE
- FREE CUT
- TUNABLE WHITE
- WARM DIM
- RGB/RGBW
- PIXEL



SPECIFICATION	
MATERIAL	Silicone
MOUNTING	Surface
IP RATING	IP67
BINNING	3 Step
LIFETIME (L70)	50,000hrs based on LM-80 & TM-21 applicable test data
DRIVER REQUIREMENT	24VDC Constant voltage
PROTECTION	UV, flame, salt and chlorine resistant
WARRANTY	5 Years

### PIXEL - STATIC WHITE (CRI >90 Ra)

SPECIFICATION (MINIMUM BEND DIAMETER >11.8" / 300 mm)

DRIVER OPTIONS (See driver page for details)
DMX = eldoLED, 24V, 0.1% DMX Dimming

	Pixels	DMX Addresses	Cut Interval	DELIVERED LUMENS lm/ft						
				1800K	2400K	2700K	3000K	3500K	4000K	6000K
<b>DMX10P13</b>	10 /m (3.94")	10 /m (1 /px)	100 mm (3.9")	124	162	175	190	194	199	197

- DRIVERS
- IES FILES
- ACCESSORIES

ORDERING INFORMATION										
MODEL	JACKET	CCT	CCT	LED TYPE	CABLE ENTRY	IP RATING	CABLE LENGTH	LENGTH	DRIVERS	
<b>63S1617V</b> Flex 16x17 Vertical	<b>1</b> White	<b>C18</b> 1800K <b>C24</b> 2400K <b>C27</b> 2700K <b>C30</b> 3000K <b>C35</b> 3500K <b>C40</b> 4000K <b>C60</b> 6000K	<b>DMX10P13</b> 13.5 W/m (5m max.) 4.1 W/ft (16.4ft max.)	<b>E</b> End <b>B</b> Bottom <b>SL</b> Side Left <b>SR</b> Side Right	<b>7</b> IP67 <b>2</b> IP20	<b>003</b> 0.3m (1ft) <b>010</b> 1m (3.3ft) <b>030</b> 3m (9.8ft) <b>050</b> 5m (16.4ft) <b>100</b> 10m (32.8ft)	<b>.XXXX</b> Length in inches	<b>DMX</b>		
<b>63S1617V</b>	<b>1</b>		<b>DMX10P13</b>						<b>DMX</b>	

### PIXEL - TUNABLE WHITE (CRI >90 Ra)

SPECIFICATION (MINIMUM BEND DIAMETER >11.8" / 300 mm)

DRIVER OPTIONS (See driver page for details)
DMX = eldoLED, 24V, 0.1% DMX Dimming

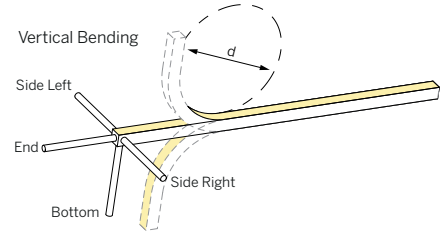
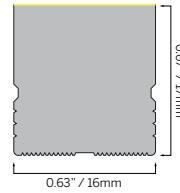
	Pixels	DMX Addresses	Cut Interval	DELIVERED LUMENS lm/ft						
				1800K	2400K	2700K	3000K	3500K	4000K	6000K
<b>CTDMX10P13</b>	10 /m (3.94")	20 /m (2 /px)	100 mm (3.9")	57	80	88	93	94	94	99

ORDERING INFORMATION										
MODEL	JACKET	CCT	CCT	LED TYPE	CABLE ENTRY	IP RATING	CABLE LENGTH	LENGTH	DRIVERS	
<b>63S1617V</b> Flex 16x17 Vertical	<b>1</b> White	<b>C18</b> 1800K <b>C24</b> 2400K <b>C27</b> 2700K <b>C30</b> 3000K <b>C35</b> 3500K <b>C40</b> 4000K	<b>24</b> 2400K <b>27</b> 2700K <b>30</b> 3000K <b>35</b> 3500K <b>40</b> 4000K <b>60</b> 6000K	<b>CTDMX10P13</b> 13.5 W/m (5m max.) 14.1 W/ft (16.4ft max.)	<b>E</b> End <b>B</b> Bottom <b>SL</b> Side Left <b>SR</b> Side Right	<b>7</b> IP67 <b>2</b> IP20	<b>003</b> 0.3m (1ft) <b>010</b> 1m (3.3ft) <b>030</b> 3m (9.8ft) <b>050</b> 5m (16.4ft) <b>100</b> 10m (32.8ft)	<b>.XXXX</b> Length in inches	<b>DMX</b>	
<b>63S1617V</b>	<b>1</b>		<b>CTDMX10P13</b>						<b>DMX</b>	

# FLEX 16x17 VERTICAL

## 0.63x0.67"

- STATIC WHITE
- FREE CUT
- TUNABLE WHITE
- WARM DIM
- RGB / RGBW
- PIXEL



SPECIFICATION	
MATERIAL	Silicone
MOUNTING	Surface
IP RATING	IP67
BINNING	3 Step
LIFETIME (L70)	50,000hrs based on LM-80 & TM-21 applicable test data
DRIVER REQUIREMENT	24VDC Constant voltage
PROTECTION	UV, flame, salt and chlorine resistant
WARRANTY	5 Years

### PIXEL - RGB

SPECIFICATION (MINIMUM BEND DIAMETER >11.8" / 300 mm)

- DRIVERS
- IES FILES
- ACCESSORIES

**DRIVER OPTIONS (See driver page for details)**  
DMX = eldoLED, 24V, 0.1% DMX Dimming

	Pixels	DMX Addresses	Cut Interval	DELIVERED LUMENS lm/ft		
				RED	GREEN	BLUE
<b>DMX02P14</b>	2 /m (19.7")	6 /m (3 /px)	500 mm (19.7")	17	47	11
<b>DMX10P14</b>	10 /m (3.94")	30 /m (3 /px)	100 mm (3.9")	17	47	11

### ORDERING INFORMATION

MODEL	JACKET	CCT	LED TYPE	CABLE ENTRY	IP RATING	CABLE LENGTH	LENGTH	DRIVERS
<b>63S1617V</b> Flex 16x17 Vertical	<b>1</b> White	<b>RGB</b> RGB	<b>DMX02P14</b> 14 W/m (5m max.) 4.3 W/ft (16.4ft max.) <b>DMX10P14</b> 14 W/m (5m max.) 4.3 W/ft (16.4ft max.)	<b>E</b> End <b>B</b> Bottom <b>SL</b> Side Left <b>SR</b> Side Right	<b>7</b> IP67 <b>2</b> IP20	<b>003</b> 0.3m (1ft) <b>010</b> 1m (3.3ft) <b>030</b> 3m (9.8ft) <b>050</b> 5m (16.4ft) <b>100</b> 10m (32.8ft)	<b>.XXXX</b> Length in inches	<b>DMX</b>
<b>63S1617V</b>	<b>1</b>	<b>RGB</b>						<b>DMX</b>

### PIXEL - RGBW

SPECIFICATION (MINIMUM BEND DIAMETER >11.8" / 300 mm)

**DRIVER OPTIONS (See driver page for details)**  
DMX = eldoLED, 24V, 0.1% DMX Dimming

	Pixels	DMX Addresses	Cut Interval	DELIVERED LUMENS lm/ft					
				RED	GREEN	BLUE	2700K	3000K	4000K
<b>DMX10P16</b>	10 /m (3.94")	40 /m (4 /px)	100 mm (3.9")	13	34	7	29	32	33

### ORDERING INFORMATION

MODEL	JACKET	CCT	LED TYPE	CABLE ENTRY	IP RATING	CABLE LENGTH	LENGTH	DRIVERS
<b>63S1617V</b> Flex 16x17 Vertical	<b>1</b> White	<b>RGBW27</b> RGBW(2700K) <b>RGBW30</b> RGBW(3000K) <b>RGBW40</b> RGBW(4000K)	<b>DMX10P16</b> 16 W/m (5m max.) 4.9 W/ft (16.4ft max.)	<b>E</b> End <b>B</b> Bottom <b>SL</b> Side Left <b>SR</b> Side Right	<b>7</b> IP67 <b>2</b> IP20	<b>003</b> 0.3m (1ft) <b>010</b> 1m (3.3ft) <b>030</b> 3m (9.8ft) <b>050</b> 5m (16.4ft) <b>100</b> 10m (32.8ft)	<b>.XXXX</b> Length in inches	<b>DMX</b>
<b>63S1617V</b>	<b>1</b>		<b>DMX10P16</b>					<b>DMX</b>

# FLEX 16x17 VERTICAL

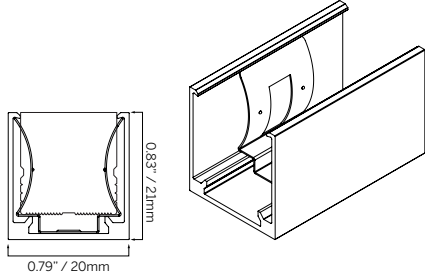
0.63x0.67"

- STATIC WHITE
- FREE CUT
- TUNABLE WHITE
- WARM DIM
- RGB / RGBW
- PIXEL

## ACCESSORIES

**TYPE** Locking Profile  
**MOUNTING** Surface mount

ORDERING INFORMATION		
MODEL	FINISH	LENGTH
<b>63S1617X</b>	<b>5LP</b> Silver	<b>0035</b> 35mm (1.38") <b>1000</b> 1000mm (39.37")
<b>63S1617X</b>	<b>5LP</b>	



**0035**



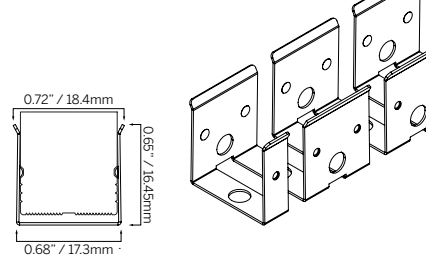

**1000**



- DRIVERS
- IES FILES

**TYPE** Stainless Profile Bendable  
**MOUNTING** Surface mount

ORDERING INFORMATION		
MODEL	FINISH	LENGTH
<b>63S1617X</b>	<b>5SC</b> Silver	<b>1000</b> 1000mm (39.37")
<b>63S1617X</b>	<b>5SC</b>	<b>1000</b>



- ACCESSORIES