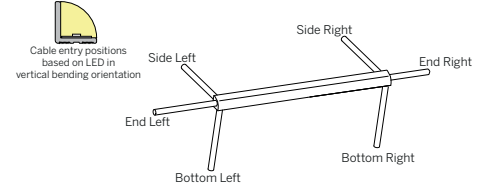
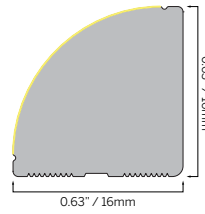



FLEX 16 COVE

0.63x0.63"



* Bends horizontally or vertically independently.

SPECIFICATION

MATERIAL	Silicone
MOUNTING	Surface
IP RATING	IP67, IP20
BINNING	3 Step
LIFETIME (L70)	50,000hrs based on LM-80 & TM-21 applicable test data
DRIVER REQUIREMENT	24VDC Constant voltage
PROTECTION	UV, flame, salt and chlorine resistant
WARRANTY	5 Years

STATIC WHITE (CRI >90 Ra)

SPECIFICATION (MINIMUM BEND DIAMETER >9.8" / 250 mm)

DRIVER OPTIONS (See driver page for details)

D010 = eldoLED, 10%, 0-10V dimming, 120-277V	DALI-DT6 = eldoLED DALI-2 (DT6), 0.1% dimming, 120-277V
EL96 = eldoLED 24V, 0.1% 0-10V dimming, 120-277V	UNV96-WL = 0-10V / Phase Dim 96W Wet Location, 1% dimming, 120-277V
DPH = Phase Dimming, 1% dimming, 120V only	
L3D0E = Lutron Hi-lume Premier 0.1% EcoSystem, 120-277V	UNV384-WL = 0-10V / Phase Dim 384W Wet Location, 1% dimming, 120-277V

	Cut Interval	DELIVERED LUMENS lm/ft							
		1800K	2400K	2700K	3000K	3500K	4000K	6000K	
S05	50 mm (2")	69	91	99	107	109	112	111	
S12	50 mm (2")	160	210	230	247	252	260	255	

ORDERING INFORMATION

MODEL	JACKET	CCT	LED TYPE	CABLE ENTRY	IP RATING	CABLE LENGTH	LENGTH	DRIVERS
63S16C Flex 16 Cove	1 White	C18 1800K	S05 5 W/m (15m max.) 1.5 W/ft (49.2ft max.) S12 12 W/m (6m max.) 3.7 W/ft (19.7ft max.)	EL End Left	7 IP67 2 IP20	003 0.3m (1ft)	.XXXX Length in inches	D010 EL96 DPH L3D0E DALI-DT6 UNV96-WL UNV384-WL
		C24 2400K		ER End Right		010 1m (3.3ft)		
		C27 2700K		BL Bottom Left		030 3m (9.8ft)		
		C30 3000K		BR Bottom Right		050 5m (16.4ft)		
		C35 3500K		SL Side Left		100 10m (32.8ft)		
		C40 4000K		SR Side Right				
C60 6000K								
63S16C	1							

STATIC WHITE - HIGH OUTPUT (CRI >90 Ra)

SPECIFICATION (MINIMUM BEND DIAMETER >9.8" / 250 mm)

DRIVER OPTIONS (See driver page for details)

D010 = eldoLED, 10%, 0-10V dimming, 120-277V	DALI-DT6 = eldoLED DALI-2 (DT6), 0.1% dimming, 120-277V
EL96 = eldoLED 24V, 0.1% 0-10V dimming, 120-277V	UNV96-WL = 0-10V / Phase Dim 96W Wet Location, 1% dimming, 120-277V
DPH = Phase Dimming, 1% dimming, 120V only	
L3D0E = Lutron Hi-lume Premier 0.1% EcoSystem, 120-277V	UNV384-WL = 0-10V / Phase Dim 384W Wet Location, 1% dimming, 120-277V

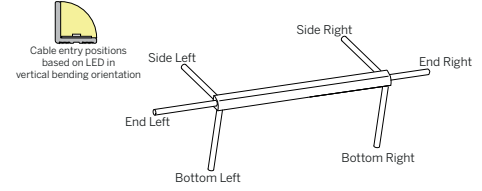
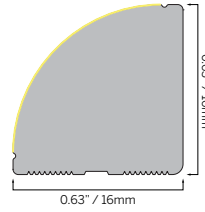
	Cut Interval	DELIVERED LUMENS lm/ft							
		1800K	2400K	2700K	3000K	3500K	4000K	6000K	
S13	62.5 mm (2.5")	276	361	391	425	433	434	440	

ORDERING INFORMATION

MODEL	JACKET	CCT	LED TYPE	CABLE ENTRY	IP RATING	CABLE LENGTH	LENGTH	DRIVERS
63S16HOC Flex 16 Cove High Output	1 White	C18 1800K	S13 13.5 W/m (5m max.) 4.1 W/ft (16.4ft max.)	EL End Left	7 IP67 2 IP20	003 0.3m (1ft)	.XXXX Length in inches	D010 EL96 DPH L3D0E DALI-DT6 UNV96-WL UNV384-WL
		C24 2400K		ER End Right		010 1m (3.3ft)		
		C27 2700K		BL Bottom Left		030 3m (9.8ft)		
		C30 3000K		BR Bottom Right		050 5m (16.4ft)		
		C35 3500K		SL Side Left		100 10m (32.8ft)		
		C40 4000K		SR Side Right				
C60 6000K								
63S16HOC	1							

FLEX 16 COVE

0.63x0.63"



* Bends horizontally or vertically independently.

SPECIFICATION	
MATERIAL	Silicone
MOUNTING	Surface
IP RATING	IP67, IP20
BINNING	3 Step
LIFETIME (L70)	50,000hrs based on LM-80 & TM-21 applicable test data
DRIVER REQUIREMENT	24VDC Constant voltage
PROTECTION	UV, flame, salt and chlorine resistant
WARRANTY	5 Years

STATIC WHITE FREE CUT (CRI >90 Ra)

SPECIFICATION (MINIMUM BEND DIAMETER >9.8" / 250 mm)

DRIVER OPTIONS (See driver page for details)

D010 = eldoLED, 10%, 0-10V dimming, 120-277V	DALI-DT6 = eldoLED DALI-2 (DT6), 0.1% dimming, 120-277V
EL96 = eldoLED 24V, 0.1% 0-10V dimming, 120-277V	UNV96-WL = 0-10V / Phase Dim 96W Wet Location, 1% dimming, 120-277V
DPH = Phase Dimming, 1% dimming, 120V only	
L3D0E = Lutron Hi-lume Premier 0.1% EcoSystem, 120-277V	UNV384-WL = 0-10V / Phase Dim 384W Wet Location, 1% dimming, 120-277V

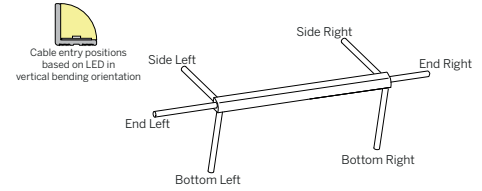
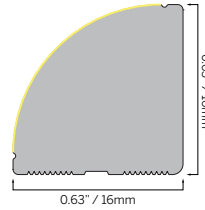
	Cut Interval	DELIVERED LUMENS lm/ft						
		1800K	2400K	2700K	3000K	3500K	4000K	6000K
SF05	Free Cut	60	79	91	93	94	102	96
SF12	Free Cut	139	182	212	214	218	235	221

ORDERING INFORMATION

MODEL	JACKET	CCT	LED TYPE	CABLE ENTRY	IP RATING	CABLE LENGTH	LENGTH	DRIVERS
63S16C Flex 16 Cove	1 White	C18 1800K	SF05 5 W/m (12.5m max.) 1.5 W/ft (41ft max.)	EL End Left	7 IP67	003 0.3m (1ft)	.XXXX Length in inches	D010 EL96 DPH L3D0E DALI-DT6 UNV96-WL UNV384-WL
		C24 2400K		ER End Right		010 1m (3.3ft)		
		C27 2700K	SF12 12 W/m (6m max.) 3.7 W/ft (19.7ft max.)	BL Bottom Left	030 3m (9.8ft)			
		C30 3000K		BR Bottom Right	050 5m (16.4ft)			
		C35 3500K		SL Side Left	100 10m (32.8ft)			
		C40 4000K		SR Side Right				
C60 6000K								
63S16C	1							

FLEX 16 COVE

0.63x0.63"



* Bends horizontally or vertically independently.

SPECIFICATION

MATERIAL	Silicone
MOUNTING	Surface
IP RATING	IP67, IP20
BINNING	3 Step
LIFETIME (L70)	50,000hrs based on LM-80 & TM-21 applicable test data
DRIVER REQUIREMENT	24VDC Constant voltage
PROTECTION	UV, flame, salt and chlorine resistant
WARRANTY	5 Years

TUNABLE WHITE (CRI >90 Ra)

SPECIFICATION (MINIMUM BEND DIAMETER >9.8" / 250 mm)

DRIVER OPTIONS (See driver page for details)

DALI-DT6 = eldoLED DALI-2 (DT6), 0.1% dimming, 120-277V
DALI-DT8 = eldoLED DALI-2 (DT8), 0.1% dimming, 120-277V

	Cut Interval	DELIVERED LUMENS lm/ft						
		1800K	2400K	2700K	3000K	3500K	4000K	6000K
CT10	62.5 mm (2.5")	119	167	184	193	195	197	204

ORDERING INFORMATION

MODEL	JACKET	CCT (LOW)	CCT (HIGH)	LED TYPE*	CABLE ENTRY	IP RATING	CABLE LENGTH	LENGTH	DRIVERS
63S16C Flex 16 Cove	1 White	C18 1800K	24 2400K	CT10 2x9.6 W/m (7m max.) 2x2.9 W/ft (23ft max.) * Rated wattage is maximum wattage per channel. Combined power must also not exceed this value.	EL End Left	7 IP67	003 0.3m (1ft)	.XXXX Length in inches	DALI-DT6 DALI-DT8
		C24 2400K	27 2700K		ER End Right		2 IP20		
		C27 2700K	30 3000K		BL Bottom Left	030 3m (9.8ft)			
		C30 3000K	35 3500K		BR Bottom Right	050 5m (16.4ft)			
		C35 3500K	40 4000K		SL Side Left	100 10m (32.8ft)			
		C40 4000K	60 6000K		SR Side Right				
63S16C	1			CT10					

TUNABLE WHITE - HIGH OUTPUT (CRI >90 Ra)

SPECIFICATION (MINIMUM BEND DIAMETER >9.8" / 250 mm)

DRIVER OPTIONS (See driver page for details)

DALI-DT6 = eldoLED DALI-2 (DT6), 0.1% dimming, 120-277V
DALI-DT8 = eldoLED DALI-2 (DT8), 0.1% dimming, 120-277V

	Cut Interval	DELIVERED LUMENS lm/ft						
		1800K	2400K	2700K	3000K	3500K	4000K	6000K
CT10	83.3mm (3.3")	190	266	293	308	310	313	326
CT13	83.3mm (3.3")	247	347	381	400	404	408	424

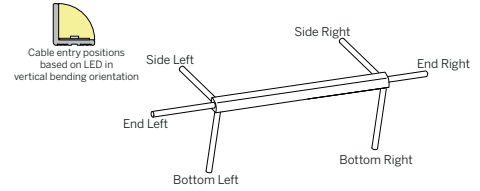
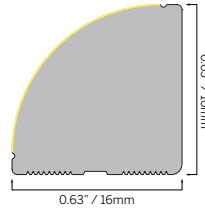
ORDERING INFORMATION

MODEL	JACKET	CCT (LOW)	CCT (HIGH)	LED TYPE*	CABLE ENTRY	IP RATING	CABLE LENGTH	LENGTH	DRIVERS
63S16HOC Flex 16 Cove High Output	1 White	C18 1800K	24 2400K	CT10 2x10 W/m (4m max.) 2x3 W/ft (13.1ft max.) CT13 2x13 W/m (3m max.) 2x4 W/ft (9.8ft max.) * Rated wattage is maximum wattage per channel. Combined power must also not exceed this value.	EL End Left	7 IP67	003 0.3m (1ft)	.XXXX Length in inches	DALI-DT6 DALI-DT8
		C24 2400K	27 2700K		ER End Right		2 IP20		
		C27 2700K	30 3000K		BL Bottom Left	030 3m (9.8ft)			
		C30 3000K	35 3500K		BR Bottom Right	050 5m (16.4ft)			
		C35 3500K	40 4000K		SL Side Left	100 10m (32.8ft)			
		C40 4000K	60 6000K		SR Side Right				
63S16HOC	1								

FLEX 16 COVE

0.63x0.63"

- STATIC WHITE
- FREE CUT
- TUNABLE WHITE
- WARM DIM
- RGB / RGBW
- PIXEL



* Bends horizontally or vertically independently.

SPECIFICATION	
MATERIAL	Silicone
MOUNTING	Surface
IP RATING	IP67, IP20
BINNING	3 Step
LIFETIME (L70)	50,000hrs based on LM-80 & TM-21 applicable test data
DRIVER REQUIREMENT	24VDC Constant voltage
PROTECTION	UV, flame, salt and chlorine resistant
WARRANTY	5 Years

WARM DIM (CRI >90 Ra)

SPECIFICATION (MINIMUM BEND DIAMETER >9.8" / 250 mm)

DRIVER OPTIONS (See driver page for details)
MAGSDM96-WD = 0-10V / Phase Dim 96W, 0.1% CCR Dimming for Warm Dim, 120-277V (Phase - 120V only)

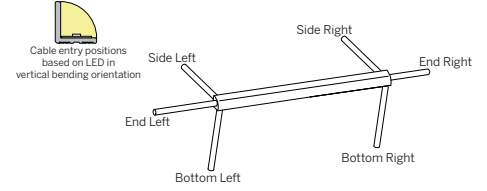
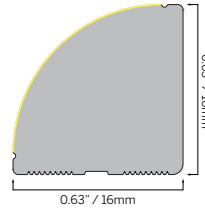
	Cut Interval	DELIVERED LUMENS lm/ft	
		2700K	3000K
14R	83.33 mm (3.3")	195	212

ORDERING INFORMATION

MODEL	JACKET	CCT	LED TYPE	CABLE ENTRY	IP RATING	CABLE LENGTH	LENGTH	DRIVERS
63S16C Flex 16 Cove	1 White	C2718W 2700-1800K C3018W 3000-1800K	14R 14 W/m (5m max.) 4.3 W/ft (16.4ft max.)	E End B Bottom SL Side Left SR Side Right	7 IP67 2 IP20	003 0.3m (1ft) 010 1m (3.3ft) 030 3m (9.8ft) 050 5m (16.4ft) 100 10m (32.8ft)	.XXXX Length in inches	MAGSDM96-WD
63S16C	1		14R					MAGSDM96-WD

FLEX 16 COVE

0.63x0.63"



* Bends horizontally or vertically independently.

- STATIC WHITE
- FREE CUT
- TUNABLE WHITE
- WARM DIM
- RGB / RGBW
- PIXEL

SPECIFICATION	
MATERIAL	Silicone
MOUNTING	Surface
IP RATING	IP67, IP20
BINNING	3 Step
LIFETIME (L70)	50,000hrs based on LM-80 & TM-21 applicable test data
DRIVER REQUIREMENT	24VDC Constant voltage
PROTECTION	UV, flame, salt and chlorine resistant
WARRANTY	5 Years

RGB

SPECIFICATION (MINIMUM BEND DIAMETER >11.8" / 300 mm)

- DRIVERS

DRIVER OPTIONS (See driver page for details)
DMX = eldoLED, 24V, 0.1% DMX Dimming

	Cut Interval	DELIVERED LUMENS lm/ft		
		RED	GREEN	BLUE
L12	100 mm (3.9")	33	88	20

- IES FILES
- ACCESSORIES

ORDERING INFORMATION									
MODEL	JACKET	CCT	LED TYPE	CABLE ENTRY	IP RATING	CABLE LENGTH	LENGTH	DRIVERS	
63S16C Flex 16 Cove	1 White	RGB RGB	L12 12 W/m (5m max.) 3.7 W/ft (16.4ft max.)	EL End Left ER End Right BL Bottom Left BR Bottom Right SL Side Left SR Side Right	7 IP67 2 IP20	003 0.3m (1ft) 010 1m (3.3ft) 030 3m (9.8ft) 050 5m (16.4ft) 100 10m (32.8ft)	.XXXX Length in inches	DMX	
63S16C	1	RGB	L12					DMX	

RGBW

SPECIFICATION (MINIMUM BEND DIAMETER >11.8" / 300 mm)

- DRIVERS

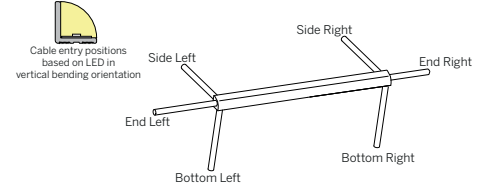
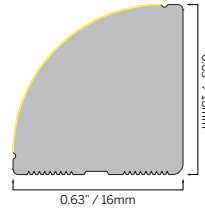
DRIVER OPTIONS (See driver page for details)
DMX = eldoLED, 24V, 0.1% DMX Dimming

	Cut Interval	DELIVERED LUMENS lm/ft					
		RED	GREEN	BLUE	2700K	3000K	4000K
L16	100 mm (3.9")	33	88	20	76	82	86

ORDERING INFORMATION									
MODEL	JACKET	CCT	LED TYPE	CABLE ENTRY	IP RATING	CABLE LENGTH	LENGTH	DRIVERS	
63S16C Flex 16 Cove	1 White	RGBW27 RGBW(2700K) RGBW30 RGBW(3000K) RGBW40 RGBW(4000K)	L16 16 W/m (5m max.) 4.9 W/ft (16.4ft max.)	EL End Left ER End Right BL Bottom Left BR Bottom Right SL Side Left SR Side Right	7 IP67 2 IP20	003 0.3m (1ft) 010 1m (3.3ft) 030 3m (9.8ft) 050 5m (16.4ft) 100 10m (32.8ft)	.XXXX Length in inches	DMX	
63S16C	1		L16					DMX	

FLEX 16 COVE

0.63x0.63"



* Bends horizontally or vertically independently.

SPECIFICATION	
MATERIAL	Silicone
MOUNTING	Surface
IP RATING	IP67, IP20
BINNING	3 Step
LIFETIME (L70)	50,000hrs based on LM-80 & TM-21 applicable test data
DRIVER REQUIREMENT	24VDC Constant voltage
PROTECTION	UV, flame, salt and chlorine resistant
WARRANTY	5 Years

PIXEL - STATIC WHITE (CRI >90 Ra)

SPECIFICATION (MINIMUM BEND DIAMETER >11.8" / 300 mm)

DRIVER OPTIONS (See driver page for details)
DMX = eldoLED, 24V, 0.1% DMX Dimming

	Pixels	DMX Addresses	Cut Interval	DELIVERED LUMENS lm/ft						
				1800K	2400K	2700K	3000K	3500K	4000K	6000K
DMX10P13	10 /m (3.94")	10 /m (1 /px)	100 mm (3.9")	161	210	227	247	252	258	256

ORDERING INFORMATION

MODEL	JACKET	CCT	LED TYPE	CABLE ENTRY	IP RATING	CABLE LENGTH	LENGTH	DRIVERS
63S16C Flex 16 Cove	1 White	C18 1800K C24 2400K C27 2700K C30 3000K C35 3500K C40 4000K C60 6000K	DMX10P13 13.5 W/m (5m max.) 4.1 Wft (16.4ft max.)	EL End Left ER End Right BL Bottom Left BR Bottom Right SL Side Left SR Side Right	7 IP67 2 IP20	003 0.3m (1ft) 010 1m (3.3ft) 030 3m (9.8ft) 050 5m (16.4ft) 100 10m (32.8ft)	.XXXX Length in inches	DMX
63S16C	1		DMX10P13					DMX

PIXEL - TUNABLE WHITE (CRI >90 Ra)

SPECIFICATION (MINIMUM BEND DIAMETER >11.8" / 300 mm)

DRIVER OPTIONS (See driver page for details)
DMX = eldoLED, 24V, 0.1% DMX Dimming

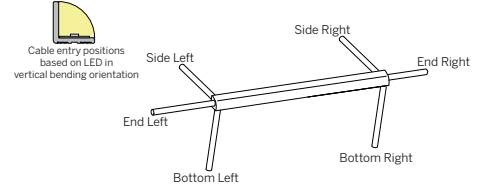
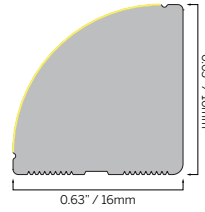
	Pixels	DMX Addresses	Cut Interval	DELIVERED LUMENS lm/ft						
				1800K	2400K	2700K	3000K	3500K	4000K	6000K
CTDMX10P13	10 /m (3.94")	20 /m (2 /px)	100 mm (3.9")	75	105	115	121	122	123	129

ORDERING INFORMATION

MODEL	JACKET	CCT (LOW)	CCT (HIGH)	LED TYPE	CABLE ENTRY	IP RATING	CABLE LENGTH	LENGTH	DRIVERS
63S16C Flex 16 Cove	1 White	C18 1800K C24 2400K C27 2700K C30 3000K C35 3500K C40 4000K	24 2400K 27 2700K 30 3000K 35 3500K 40 4000K 60 6000K	CTDMX10P13 13.5 W/m (5m max.) 4.1 Wft (16.4ft max.)	EL End Left ER End Right BL Bottom Left BR Bottom Right SL Side Left SR Side Right	7 IP67 2 IP20	003 0.3m (1ft) 010 1m (3.3ft) 030 3m (9.8ft) 050 5m (16.4ft) 100 10m (32.8ft)	.XXXX Length in inches	DMX
63S16C	1			CTDMX10P13					DMX

FLEX 16 COVE

0.63x0.63"



* Bends horizontally or vertically independently.

SPECIFICATION	
MATERIAL	Silicone
MOUNTING	Surface
IP RATING	IP67, IP20
BINNING	3 Step
LIFETIME (L70)	50,000hrs based on LM-80 & TM-21 applicable test data
DRIVER REQUIREMENT	24VDC Constant voltage
PROTECTION	UV, flame, salt and chlorine resistant
WARRANTY	5 Years

PIXEL - RGB

SPECIFICATION (MINIMUM BEND DIAMETER >11.8" / 300 mm)

DRIVER OPTIONS (See driver page for details)
DMX = eldoLED, 24V, 0.1% DMX Dimming

	Pixels	DMX Addresses	Cut Interval	DELIVERED LUMENS lm/ft		
				RED	GREEN	BLUE
DMX02P14	2 /m (19.7")	6 /m (3 /px)	500 mm (19.7")	23	61	14
DMX10P14	10 /m (3.94")	30 /m (3 /px)	100 mm (3.9")	23	61	14

ORDERING INFORMATION

MODEL	JACKET	CCT	LED TYPE	CABLE ENTRY	IP RATING	CABLE LENGTH	LENGTH	DRIVERS
63S16C Flex 16 Cove	1 White	RGB RGB	DMX02P14 14 W/m (5m max.) 4.3 W/ft (16.4ft max.) DMX10P14 14 W/m (5m max.) 4.3 W/ft (16.4ft max.)	EL End Left ER End Right BL Bottom Left BR Bottom Right SL Side Left SR Side Right	7 IP67 2 IP20	003 0.3m (1ft) 010 1m (3.3ft) 030 3m (9.8ft) 050 5m (16.4ft) 100 10m (32.8ft)	.XXXX Length in inches	DMX
63S16C	1	RGB						DMX

PIXEL - RGBW

SPECIFICATION (MINIMUM BEND DIAMETER >11.8" / 300 mm)

DRIVER OPTIONS (See driver page for details)
DMX = eldoLED, 24V, 0.1% DMX Dimming

	Pixels	DMX Addresses	Cut Interval	DELIVERED LUMENS lm/ft					
				RED	GREEN	BLUE	2700K	3000K	4000K
DMX10P16	10 /m (3.94")	40 /m (4 /px)	100 mm (3.9")	16	44	10		41	

ORDERING INFORMATION

MODEL	JACKET	CCT	LED TYPE	CABLE ENTRY	IP RATING	CABLE LENGTH	LENGTH	DRIVERS
63S16C Flex 16 Cove	1 White	RGBW27 RGBW(2700K) RGBW30 RGBW(3000K) RGBW40 RGBW(4000K)	DMX10P16 16 W/m (5m max.) 4.9 W/ft (16.4ft max.)	EL End Left ER End Right BL Bottom Left BR Bottom Right SL Side Left SR Side Right	7 IP67 2 IP20	003 0.3m (1ft) 010 1m (3.3ft) 030 3m (9.8ft) 050 5m (16.4ft) 100 10m (32.8ft)	.XXXX Length in inches	DMX
63S16C	1		DMX10P16					DMX

FLEX 16 COVE

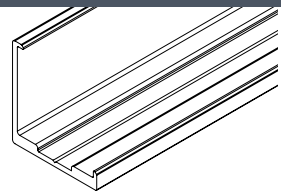
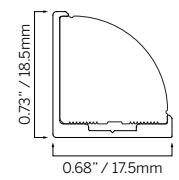
0.63x0.63"

- STATIC WHITE
- FREE CUT
- TUNABLE WHITE
- WARM DIM
- RGB / RGBW
- PIXEL

ACCESSORIES

TYPE Aluminum profile
MOUNTING Surface mount

ORDERING INFORMATION		
MODEL	FINISH	LENGTH
63S16C	5AP Silver	1000 1000mm (39.37")
63S16C	5AP	2000 2000mm (78.74")



TYPE Stainless Mounting Clip
MOUNTING Surface mount

ORDERING INFORMATION	
MODEL	FINISH
63S16C	5SC Silver
63S16C	5SC

