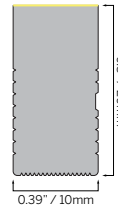
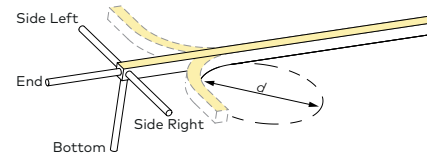


FLEX 10x20 HORIZONTAL

0.39x0.8"



Horizontal Bending



SPECIFICATION

MATERIAL	Silicone
MOUNTING	Surface
IP RATING	IP67, IP20
BINNING	3 Step
LIFETIME (L70)	50,000hrs based on LM-80 & TM-21 applicable test data
DRIVER REQUIREMENT	24VDC Constant voltage
PROTECTION	UV, flame, salt and chlorine resistant
WARRANTY	5 Years

STATIC WHITE (CRI >90 Ra)

SPECIFICATION (MINIMUM BEND DIAMETER >4.7" / 120 mm)

DRIVER OPTIONS (See driver page for details)

D010 = eidoLED, 10%, 0-10V dimming, 120-277V	DALI-DT6 = eidoLED DALI (DT6), 0.1% dimming, 120-277V
EL96 = eidoLED 24V, 0.1% 0-10V dimming, 120-277V	UNV96-WL = 0-10V / Phase Dim 96W Wet Location, 1% dimming, 120-277V
DPH = Phase Dimming, 1% dimming, 120V only	
L3D0E = Lutron Hi-lume Premier 0.1% EcoSystem, 120-277V	UNV384-WL = 0-10V / Phase Dim 384W Wet Location, 1% dimming, 120-277V

Cut Interval	DELIVERED LUMENS lm/ft							
	1800K	2400K	2700K	3000K	3500K	4000K	6000K	
S05 50 mm (2")	32	42	46	49	51	52	51	
S12 50 mm (2")	74	97	106	114	116	119	118	

ORDERING INFORMATION

MODEL	JACKET	CCT	LED TYPE	CABLE ENTRY	IP RATING	CABLE LENGTH	LENGTH	DRIVERS
63S1020H Flex 10x20 Horizontal	1 White	C18 1800K C24 2400K C27 2700K C30 3000K C35 3500K C40 4000K C60 6000K	S05 5 W/m (15m max.) 1.5 W/ft (49.2ft max.) S12 12 W/m (6m max.) 3.7 W/ft (19.7ft max.)	E End B Bottom SL Side Left SR Side Right	7 IP67 2 IP20	003 0.3m (1ft) 010 1m (3.3ft) 030 3m (9.8ft) 050 5m (16.4ft) 100 10m (32.8ft)	.XXXX Length in inches	D010 EL96 DPH L3D0E DALI-DT6 UNV96-WL UNV384-WL
63S1020H	1							

STATIC WHITE - HIGH OUTPUT (CRI >90 Ra)

SPECIFICATION (MINIMUM BEND DIAMETER >4.7" / 120 mm)

DRIVER OPTIONS (See driver page for details)

D010 = eidoLED, 10%, 0-10V dimming, 120-277V	DALI-DT6 = eidoLED DALI (DT6), 0.1% dimming, 120-277V
EL96 = eidoLED 24V, 0.1% 0-10V dimming, 120-277V	UNV96-WL = 0-10V / Phase Dim 96W Wet Location, 1% dimming, 120-277V
DPH = Phase Dimming, 1% dimming, 120V only	
L3D0E = Lutron Hi-lume Premier 0.1% EcoSystem, 120-277V	UNV384-WL = 0-10V / Phase Dim 384W Wet Location, 1% dimming, 120-277V


Cut Interval	DELIVERED LUMENS lm/ft							
	1800K	2400K	2700K	3000K	3500K	4000K	6000K	
S13 62.5 mm (2.5")	127	167	180	196	200	200	203	

ORDERING INFORMATION

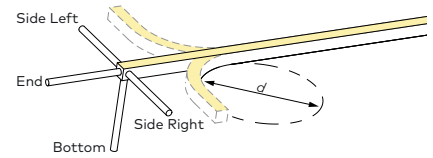
MODEL	JACKET	CCT	LED TYPE	CABLE ENTRY	IP RATING	CABLE LENGTH	LENGTH	DRIVERS
63S1020HOH Flex 10x20 Horizontal High Output	1 White	C18 1800K C24 2400K C27 2700K C30 3000K C35 3500K C40 4000K C60 6000K	S13 13.5 W/m (5m max.) 4.1 W/ft (16.4ft max.)	E End B Bottom SL Side Left SR Side Right	7 IP67 2 IP20	003 0.3m (1ft) 010 1m (3.3ft) 030 3m (9.8ft) 050 5m (16.4ft) 100 10m (32.8ft)	.XXXX Length in inches	D010 EL96 DPH L3D0E DALI-DT6 UNV96-WL UNV384-WL
63S1020HOH	1		S13					

FLEX 10x20 HORIZONTAL

0.39x0.8"



Horizontal Bending



SPECIFICATION

MATERIAL	Silicone
MOUNTING	Surface
IP RATING	IP67, IP20
BINNING	3 Step
LIFETIME (L70)	50,000hrs based on LM-80 & TM-21 applicable test data
DRIVER REQUIREMENT	24VDC Constant voltage
PROTECTION	UV, flame, salt and chlorine resistant
WARRANTY	5 Years

STATIC WHITE FREE CUT (CRI >90 Ra)

SPECIFICATION (MINIMUM BEND DIAMETER >4.7" / 120 mm)

DRIVER OPTIONS (See driver page for details)

D010 = eldoLED, 10%, 0-10V dimming, 120-277V	DALI-DT6 = eldoLED DALI (DT6), 0.1% dimming, 120-277V
EL96 = eldoLED 24V, 0.1% 0-10V dimming, 120-277V	UNV96-WL = 0-10V / Phase Dim 96W Wet Location, 1% dimming, 120-277V
DPH = Phase Dimming, 1% dimming, 120V only	
L3D0E = Lutron Hi-lume Premier 0.1% EcoSystem, 120-277V	UNV384-WL = 0-10V / Phase Dim 384W Wet Location, 1% dimming, 120-277V


Cut Interval	DELIVERED LUMENS lm/ft						
	1800K	2400K	2700K	3000K	3500K	4000K	6000K
SF05 Free Cut	28	37	43	43	43	47	44
SF12 Free Cut	64	84	98	99	101	109	102

ORDERING INFORMATION

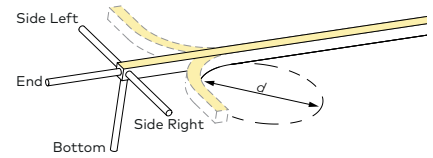
MODEL	JACKET	CCT	LED TYPE	CABLE ENTRY	IP RATING	CABLE LENGTH	LENGTH	DRIVERS
63S1020H Flex 10x20 Horizontal	1 White	C18 1800K	SF05 5 W/m (12.5m max.)	E End	7 IP67	003 0.3m (1ft)	.XXXX Length in inches	D010
		C24 2400K	1.5 W/ft (41ft max.)	B Bottom	2 IP20	010 1m (3.3ft)		EL96
		C27 2700K	SF12 12 W/m (6m max.)	SL Side Left		030 3m (9.8ft)		DPH
		C30 3000K	3.7 W/ft (19.7ft max.)	SR Side Right		050 5m (16.4ft)		L3D0E
		C35 3500K				100 10m (32.8ft)		DALI-DT6
		C40 4000K						UNV96-WL
C60 6000K					UNV384-WL			
63S1020H	1							

FLEX 10x20 HORIZONTAL

0.39x0.8"



Horizontal Bending



SPECIFICATION

MATERIAL	Silicone
MOUNTING	Surface
IP RATING	IP67, IP20
BINNING	3 Step
LIFETIME (L70)	50,000hrs based on LM-80 & TM-21 applicable test data
DRIVER REQUIREMENT	24VDC Constant voltage
PROTECTION	UV, flame, salt and chlorine resistant
WARRANTY	5 Years

TUNABLE WHITE (CRI >90 Ra)

SPECIFICATION (MINIMUM BEND DIAMETER >4.7" / 120 mm)

DRIVER OPTIONS (See driver page for details)

DALI-DT6 = eldoLED DALI (DT6), 0.1% dimming, 120-277V
DALI-DT8 = eldoLED DALI (DT8), 0.1% dimming, 120-277V

	Cut Interval	DELIVERED LUMENS lm/ft						
		1800K	2400K	2700K	3000K	3500K	4000K	6000K
CT10	62.5 mm (2.5")	55	77	85	89	90	121	94

ORDERING INFORMATION

MODEL	JACKET	CCT (LOW)	CCT (HIGH)	LED TYPE*	CABLE ENTRY	IP RATING	CABLE LENGTH	LENGTH	DRIVERS
63S1020H Flex 10x20 Horizontal	1 White	C18 1800K	24 2400K	CT10 2x9.6 W/m (7m max.) 2x2.9 W/ft (23ft max.) * Rated wattage is maximum wattage per channel. Combined power must also not exceed this value.	E End B Bottom SL Side Left SR Side Right	7 IP67 2 IP20	003 0.3m (1ft)	.XXXX Length in inches	DALI-DT6 DALI-DT8
		C24 2400K	27 2700K				010 1m (3.3ft)		
		C27 2700K	30 3000K				030 3m (9.8ft)		
		C30 3000K	35 3500K				050 5m (16.4ft)		
		C35 3500K	40 4000K				100 10m (32.8ft)		
		C40 4000K	60 6000K						
63S1020H	1			CT10					

TUNABLE WHITE - HIGH OUTPUT (CRI >90 Ra)

SPECIFICATION (MINIMUM BEND DIAMETER >4.7" / 120 mm)

DRIVER OPTIONS (See driver page for details)

DALI-DT6 = eldoLED DALI (DT6), 0.1% dimming, 120-277V
DALI-DT8 = eldoLED DALI (DT8), 0.1% dimming, 120-277V

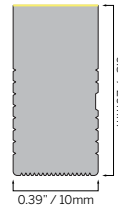
	Cut Interval	DELIVERED LUMENS lm/ft						
		1800K	2400K	2700K	3000K	3500K	4000K	6000K
CT10	83.3mm (3.3")	88	123	135	142	143	145	151
CT13	83.3mm (3.3")	115	160	176	185	187	188	196

ORDERING INFORMATION

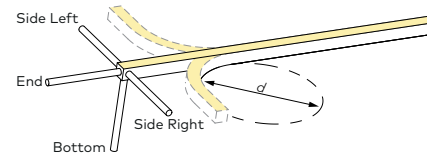
MODEL	JACKET	CCT (LOW)	CCT (HIGH)	LED TYPE*	CABLE ENTRY	IP RATING	CABLE LENGTH	LENGTH	DRIVERS
63S1020HOH Flex 10x20 Horizontal High Output	1 White	C18 1800K	24 2400K	CT10 2x10 W/m (4m max.) 2x3 W/ft (13.1ft max.) CT13 2x13 W/m (3m max.) 2x4 W/ft (9.8ft max.) * Rated wattage is maximum wattage per channel. Combined power must also not exceed this value.	E End B Bottom SL Side Left SR Side Right	7 IP67 2 IP20	003 0.3m (1ft)	.XXXX Length in inches	DALI-DT6 DALI-DT8
		C24 2400K	27 2700K				010 1m (3.3ft)		
		C27 2700K	30 3000K				030 3m (9.8ft)		
		C30 3000K	35 3500K				050 5m (16.4ft)		
		C35 3500K	40 4000K				100 10m (32.8ft)		
		C40 4000K	60 6000K						
63S1020HOH	1								

FLEX 10x20 HORIZONTAL

0.39x0.8"



Horizontal Bending



SPECIFICATION

MATERIAL	Silicone
MOUNTING	Surface
IP RATING	IP67, IP20
BINNING	3 Step
LIFETIME (L70)	50,000hrs based on LM-80 & TM-21 applicable test data
DRIVER REQUIREMENT	24VDC Constant voltage
PROTECTION	UV, flame, salt and chlorine resistant
WARRANTY	5 Years

WARM DIM (CRI >90 Ra)

SPECIFICATION (MINIMUM BEND DIAMETER >9.8" / 250 mm)

DRIVER OPTIONS (See driver page for details)

MAGSDM96-WD = 0-10V / Phase Dim 96W, 0.1% CCR Dimming for Warm Dim, 120-277V (Phase - 120V only)

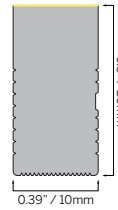
Cut Interval	DELIVERED LUMENS lm/ft	
	2700K	3000K
14R 83.33 mm (3.3")	90	98

ORDERING INFORMATION

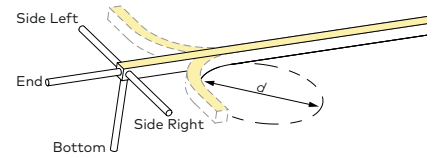
MODEL	JACKET	CCT	LED TYPE	CABLE ENTRY	IP RATING	CABLE LENGTH	LENGTH	DRIVERS
63S1020H Flex 10x20 Horizontal	1 White	C2718W 2700-1800K C3018W 3000-1800K	14R 14 W/m (5m max.) 4.3 W/ft (16.4ft max.)	E End B Bottom SL Side Left SR Side Right	7 IP67 2 IP20	003 0.3m (1ft) 010 1m (3.3ft) 030 3m (9.8ft) 050 5m (16.4ft) 100 10m (32.8ft)	.XXXX Length in inches	MAGSDM96-WD
63S1020H	1		14R					MAGSDM96-WD

FLEX 10x20 HORIZONTAL

0.39x0.8"



Horizontal Bending



SPECIFICATION

MATERIAL	Silicone
MOUNTING	Surface
IP RATING	IP67, IP20
BINNING	3 Step
LIFETIME (L70)	50,000hrs based on LM-80 & TM-21 applicable test data
DRIVER REQUIREMENT	24VDC Constant voltage
PROTECTION	UV, flame, salt and chlorine resistant
WARRANTY	5 Years

- STATIC WHITE
- FREE CUT
- TUNABLE WHITE
- WARM DIM
- RGB / RGBW
- PIXEL

RGB

SPECIFICATION (MINIMUM BEND DIAMETER >11.8" / 300 mm)

DRIVER OPTIONS (See driver page for details)

DMX = eldoLED, 24V, 0.1% DMX Dimming

	Cut Interval	DELIVERED LUMENS lm/ft		
		RED	GREEN	BLUE
L12	100 mm (3.9")	15	40	9

- DRIVERS
- IES FILES

ORDERING INFORMATION

MODEL	JACKET	CCT	LED TYPE	CABLE ENTRY	IP RATING	CABLE LENGTH	LENGTH	DRIVERS
63S1020H Flex 10x20 Horizontal	1 White	RGB RGB	L12 12 W/m (5m max.) 3.7 W/ft (16.4ft max.)	E End B Bottom SL Side Left SR Side Right	7 IP67 2 IP20	003 0.3m (1ft) 010 1m (3.3ft) 030 3m (9.8ft) 050 5m (16.4ft) 100 10m (32.8ft)	.XXXX Length in inches	DMX
63S1020H	1	RGB	L12					DMX

- ACCESSORIES

RGBW

SPECIFICATION (MINIMUM BEND DIAMETER >11.8" / 300 mm)

DRIVER OPTIONS (See driver page for details)

DMX = eldoLED, 24V, 0.1% DMX Dimming


	Cut Interval	DELIVERED LUMENS lm/ft					
		RED	GREEN	BLUE	2700K	3000K	4000K
L16	100 mm (3.9")	15	40	9	35	38	40

ORDERING INFORMATION

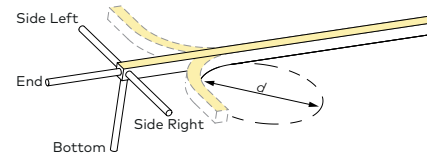
MODEL	JACKET	CCT	LED TYPE	CABLE ENTRY	IP RATING	CABLE LENGTH	LENGTH	DRIVERS
63S1020H Flex 10x20 Horizontal	1 White	RGBW27 RGBW(2700K) RGBW30 RGBW(3000K) RGBW40 RGBW(4000K)	L16 16 W/m (5m max.) 4.9 W/ft (16.4ft max.)	E End B Bottom SL Side Left SR Side Right	7 IP67 2 IP20	003 0.3m (1ft) 010 1m (3.3ft) 030 3m (9.8ft) 050 5m (16.4ft) 100 10m (32.8ft)	.XXXX Length in inches	DMX
63S1020H	1		L16					DMX

FLEX 10x20 HORIZONTAL

0.39x0.8"



Horizontal Bending



SPECIFICATION

MATERIAL	Silicone
MOUNTING	Surface
IP RATING	IP67, IP20
BINNING	3 Step
LIFETIME (L70)	50,000hrs based on LM-80 & TM-21 applicable test data
DRIVER REQUIREMENT	24VDC Constant voltage
PROTECTION	UV, flame, salt and chlorine resistant
WARRANTY	5 Years

PIXEL - STATIC WHITE (CRI >90 Ra)

SPECIFICATION (MINIMUM BEND DIAMETER >11.8" / 300 mm)

DRIVER OPTIONS (See driver page for details)

DMX = eldoLED, 24V, 0.1% DMX Dimming

	Pixels	DMX Addresses	Cut Interval	DELIVERED LUMENS lm/ft						
				1800K	2400K	2700K	3000K	3500K	4000K	6000K
DMX10P13	10 /m (3.94")	10 /m (1 /px)	100 mm (3.9")	74	97	105	114	116	119	118

ORDERING INFORMATION

MODEL	JACKET	CCT	LED TYPE	CABLE ENTRY	IP RATING	CABLE LENGTH	LENGTH	DRIVERS
63S1020H Flex 10x20 Horizontal	1 White	C18 1800K C24 2400K C27 2700K C30 3000K C35 3500K C40 4000K C60 6000K	DMX10P13 13.5 W/m (5m max.) 4.1 W/ft (16.4ft max.)	E End B Bottom SL Side Left SR Side Right	7 IP67 2 IP20	003 0.3m (1ft) 010 1m (3.3ft) 030 3m (9.8ft) 050 5m (16.4ft) 100 10m (32.8ft)	.XXXX Length in inches	DMX
63S1020H	1		DMX10P13					DMX

PIXEL - TUNABLE WHITE (CRI >90 Ra)

SPECIFICATION (MINIMUM BEND DIAMETER >11.8" / 300 mm)

DRIVER OPTIONS (See driver page for details)

DMX = eldoLED, 24V, 0.1% DMX Dimming

	Pixels	DMX Addresses	Cut Interval	DELIVERED LUMENS lm/ft						
				1800K	2400K	2700K	3000K	3500K	4000K	6000K
CTDMX10P13	10 /m (3.94")	20 /m (2 /px)	100 mm (3.9")	35	48	53	55	56	57	60

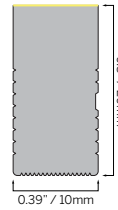
ORDERING INFORMATION

MODEL	JACKET	CCT ¹	CCT ¹	LED TYPE	CABLE ENTRY	IP RATING	CABLE LENGTH	LENGTH	DRIVERS
63S1020H Flex 10x20 Horizontal	1 White	C18 1800K C24 2400K C27 2700K C30 3000K C35 3500K C40 4000K	24 2400K 27 2700K 30 3000K 35 3500K 40 4000K 60 6000K	CTDMX10P13 13.5 W/m (5m max.) 4.1 W/ft (16.4ft max.)	E End B Bottom SL Side Left SR Side Right	7 IP67 2 IP20	003 0.3m (1ft) 010 1m (3.3ft) 030 3m (9.8ft) 050 5m (16.4ft) 100 10m (32.8ft)	.XXXX Length in inches	DMX
63S1020H	1			CTDMX10P13					DMX

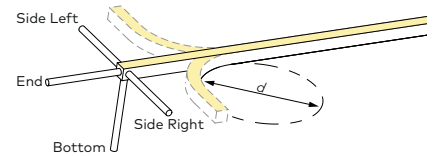
¹ Left CCT is the LOW end and the right CCT is the HIGH end.

FLEX 10x20 HORIZONTAL

0.39x0.8"



Horizontal Bending



SPECIFICATION

MATERIAL	Silicone
MOUNTING	Surface
IP RATING	IP67, IP20
BINNING	3 Step
LIFETIME (L70)	50,000hrs based on LM-80 & TM-21 applicable test data
DRIVER REQUIREMENT	24VDC Constant voltage
PROTECTION	UV, flame, salt and chlorine resistant
WARRANTY	5 Years

PIXEL - RGB

SPECIFICATION (MINIMUM BEND DIAMETER >11.8" / 300 mm)

DRIVER OPTIONS (See driver page for details)
DMX = eldoLED, 24V, 0.1% DMX Dimming

	Pixels	DMX Addresses	Cut Interval	DELIVERED LUMENS lm/ft		
				RED	GREEN	BLUE
DMX02P14	2 /m (19.7")	6 /m (3 /px)	500 mm (19.7")	10	28	6
DMX10P14	10 /m (3.94")	30 /m (3 /px)	100 mm (3.9")	10	28	6

ORDERING INFORMATION

MODEL	JACKET	CCT	LED TYPE	CABLE ENTRY	IP RATING	CABLE LENGTH	LENGTH	DRIVERS
63S1020H Flex 10x20 Horizontal	1 White	RGB RGB	DMX02P14 14 W/m (5m max.) 4.3 W/ft (16.4ft max.) DMX10P14 14 W/m (5m max.) 4.3 W/ft (16.4ft max.)	E End B Bottom SL Side Left SR Side Right	7 IP67 2 IP20	003 0.3m (1ft) 010 1m (3.3ft) 030 3m (9.8ft) 050 5m (16.4ft) 100 10m (32.8ft)	.XXXX Length in inches	DMX
63S1020H	1	RGB						DMX

PIXEL - RGBW

SPECIFICATION (MINIMUM BEND DIAMETER >11.8" / 300 mm)

DRIVER OPTIONS (See driver page for details)
DMX = eldoLED, 24V, 0.1% DMX Dimming

	Pixels	DMX Addresses	Cut Interval	DELIVERED LUMENS lm/ft					
				RED	GREEN	BLUE	2700K	3000K	4000K
DMX10P16	10 /m (3.94")	40 /m (4 /px)	100 mm (3.9")	7	20	5	18	19	20

ORDERING INFORMATION

MODEL	JACKET	CCT	LED TYPE	CABLE ENTRY	IP RATING	CABLE LENGTH	LENGTH	DRIVERS
63S1020H Flex 10x20 Horizontal	1 White	RGBW27 RGBW(2700K) RGBW30 RGBW(3000K) RGBW40 RGBW(4000K)	DMX10P16 16 W/m (5m max.) 4.9 W/ft (16.4ft max.)	E End B Bottom SL Side Left SR Side Right	7 IP67 2 IP20	003 0.3m (1ft) 010 1m (3.3ft) 030 3m (9.8ft) 050 5m (16.4ft) 100 10m (32.8ft)	.XXXX Length in inches	DMX
63S1020H	1		DMX10P16					DMX

FLEX 10x20 HORIZONTAL

0.39x0.8"

ACCESSORIES

STATIC WHITE

TYPE Locking Profile
MOUNTING Surface mount

FREE CUT

ORDERING INFORMATION		
MODEL	FINISH	LENGTH
63S1020H	5LP Silver	0035 35mm (1.38") 1000 1000mm (39.37")
63S1020H	5LP	

TUNABLE WHITE

WARM DIM

RGB / RGBW

PIXEL

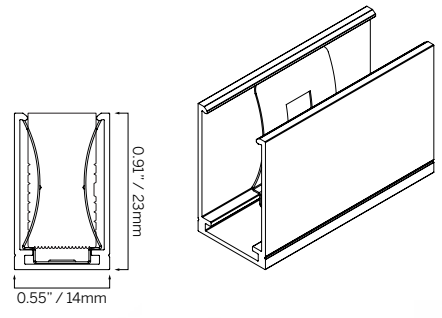
DRIVERS

IES FILES

ACCESSORIES

TYPE Stainless Mounting Clip
MOUNTING Surface mount

ORDERING INFORMATION		
MODEL	FINISH	LENGTH
63S1020H	5SC Silver	0030 30mm (1.18") 1000 1000mm (39.37")
63S1020H	5SC	



35

1000

