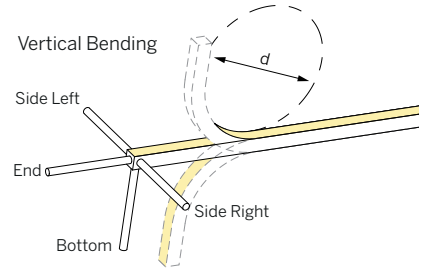
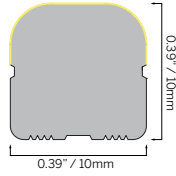



FLEX 10x10 VERTICAL DOMED

0.39x0.39"



SPECIFICATION

MATERIAL	Silicone
MOUNTING	Surface
IP RATING	IP67, IP20
BINNING	3 Step
LIFETIME (L70)	50,000hrs based on LM-80 & TM-21 applicable test data
DRIVER REQUIREMENT	24VDC Constant voltage
PROTECTION	UV, flame, salt and chlorine resistant
WARRANTY	5 Years

DRIVERS

STATIC WHITE (CRI >90 Ra)

SPECIFICATION (MINIMUM BEND DIAMETER >3.9" / 100 mm)

DRIVER OPTIONS (See driver page for details)	
D010 = eldoLED, 10%, 0-10V dimming, 120-277V	DALI-DT6 = eldoLED DALI (DT6), 0.1% dimming, 120-277V
EL96 = eldoLED 24V, 0.1% 0-10V dimming, 120-277V	UNV96-WL = 0-10V / Phase Dim 96W Wet Location, 1% dimming, 120-277V
DPH = Phase Dimming, 1% dimming, 120V only	
L3D0E = Lutron Hi-lume Premier 0.1% EcoSystem, 120-277V	UNV384-WL = 0-10V / Phase Dim 384W Wet Location, 1% dimming, 120-277V

Cut Interval	DELIVERED LUMENS lm/ft						
	1800K	2400K	2700K	3000K	3500K	4000K	6000K
S05 50 mm (2")	85	112	123	132	134	138	137
S10 50 mm (2")	165	215	235	253	258	266	262
L05 50 mm (2")	85	112	123	132	134	138	137
L10 50 mm (2")	165	215	235	253	258	266	262

ACCESSORIES

ORDERING INFORMATION

MODEL	JACKET	CCT	LED TYPE	CABLE ENTRY	IP RATING	CABLE LENGTH	LENGTH	DRIVERS
63S1010VD Flex 10x10 Vertical Domed	1 White	C18 1800K	S05 5 W/m (10m max.) 1.5 W/ft (32.8ft max.)	E End	7 IP67	003 0.3m (1ft)	.XXXX Length in inches	D010
		C24 2400K	B Bottom	2 IP20	010 1m (3.3ft)	EL96		
		C27 2700K	S10 10 W/m (5m max.) 3 W/ft (16.4ft max.)	SL Side Left	030 3m (9.8ft)	DPH		
		C30 3000K	L05 5 W/m (16m max.) 1.5 W/ft (52.5ft max.)	SR Side Right	050 5m (16.4ft)	L3D0E		
		C35 3500K	L10 10 W/m (8m max.) 3 W/ft (26.2ft max.)		100 10m (32.8ft)	DALI-DT6		
		C40 4000K				UNV96-WL		
		C60 6000K				UNV384-WL		
63S1010VD	1							

STATIC WHITE - HIGH OUTPUT (CRI >90 Ra)

SPECIFICATION (MINIMUM BEND DIAMETER >3.9" / 100 mm)

DRIVER OPTIONS (See driver page for details)	
D010 = eldoLED, 10%, 0-10V dimming, 120-277V	DALI-DT6 = eldoLED DALI (DT6), 0.1% dimming, 120-277V
EL96 = eldoLED 24V, 0.1% 0-10V dimming, 120-277V	UNV96-WL = 0-10V / Phase Dim 96W Wet Location, 1% dimming, 120-277V
DPH = Phase Dimming, 1% dimming, 120V only	
L3D0E = Lutron Hi-lume Premier 0.1% EcoSystem, 120-277V	UNV384-WL = 0-10V / Phase Dim 384W Wet Location, 1% dimming, 120-277V

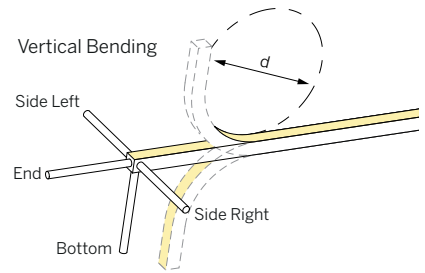
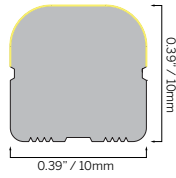

Cut Interval	DELIVERED LUMENS lm/ft						
	1800K	2400K	2700K	3000K	3500K	4000K	6000K
S10 62.5 mm (2.5")	252	330	357	388	396	395	401

ORDERING INFORMATION

MODEL	JACKET	CCT	LED TYPE	CABLE ENTRY	IP RATING	CABLE LENGTH	LENGTH	DRIVERS
63S1010HOVD Flex 10x10 Vertical Domed High Output	1 White	C18 1800K	S10 10 W/m (7m max.) 3 W/ft (23ft max.)	E End	7 IP67	003 0.3m (1ft)	.XXXX Length in inches	D010
		C24 2400K	B Bottom	2 IP20	010 1m (3.3ft)	EL96		
		C27 2700K	SL Side Left	030 3m (9.8ft)	DPH			
		C30 3000K	SR Side Right	050 5m (16.4ft)	L3D0E			
		C35 3500K		100 10m (32.8ft)	DALI-DT6			
		C40 4000K			UNV96-WL			
		C60 6000K			UNV384-WL			
63S1010HOVD	1		S10					

FLEX 10x10 VERTICAL DOMED

0.39x0.39"



- STATIC WHITE
- FREE CUT
- TUNABLE WHITE
- WARM DIM

SPECIFICATION	
MATERIAL	Silicone
MOUNTING	Surface
IP RATING	IP67, IP20
BINNING	3 Step
LIFETIME (L70)	50,000hrs based on LM-80 & TM-21 applicable test data
DRIVER REQUIREMENT	24VDC Constant voltage
PROTECTION	UV, flame, salt and chlorine resistant
WARRANTY	5 Years

DRIVERS STATIC WHITE FREE CUT (CRI >90 Ra)

SPECIFICATION (MINIMUM BEND DIAMETER >3.9" / 100 mm)

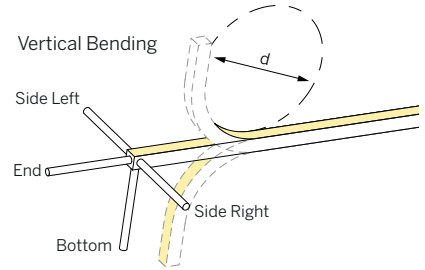
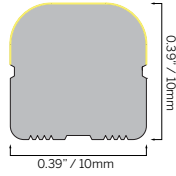

DRIVER OPTIONS (See driver page for details)	
D010 = eldoLED, 10%, 0-10V dimming, 120-277V	DALI-DT6 = eldoLED DALI (DT6), 0.1% dimming, 120-277V
EL96 = eldoLED 24V, 0.1% 0-10V dimming, 120-277V	UNV96-WL = 0-10V / Phase Dim 96W Wet Location, 1% dimming, 120-277V
DPH = Phase Dimming, 1% dimming, 120V only	
L3D0E = Lutron Hi-lume Premier 0.1% EcoSystem, 120-277V	UNV384-WL = 0-10V / Phase Dim 384W Wet Location, 1% dimming, 120-277V

Cut Interval	DELIVERED LUMENS lm/ft						
	1800K	2400K	2700K	3000K	3500K	4000K	6000K
SF05 Free Cut	74	97	113	115	116	126	118
SF10 Free Cut	144	189	220	222	227	245	230

ORDERING INFORMATION								
MODEL	JACKET	CCT	LED TYPE	CABLE ENTRY	IP RATING	CABLE LENGTH	LENGTH	DRIVERS
63S1010VD Flex 10x10 Vertical Domed	1 White	C18 1800K	SF05 5 W/m (11m max.) 1.5 W/ft (36.1ft max.)	E End B Bottom SL Side Left SR Side Right	7 IP67 2 IP20	003 0.3m (1ft)	.XXXX Length in inches	D010 EL96 DPH L3D0E DALI-DT6 UNV96-WL UNV384-WL
		C24 2400K				010 1m (3.3ft)		
		C27 2700K	030 3m (9.8ft)					
		C30 3000K	050 5m (16.4ft)					
		C35 3500K	100 10m (32.8ft)					
		C40 4000K C60 6000K						
63S1010VD	1							

FLEX 10x10 VERTICAL DOMED

0.39x0.39"



SPECIFICATION	
MATERIAL	Silicone
MOUNTING	Surface
IP RATING	IP67, IP20
BINNING	3 Step
LIFETIME (L70)	50,000hrs based on LM-80 & TM-21 applicable test data
DRIVER REQUIREMENT	24VDC Constant voltage
PROTECTION	UV, flame, salt and chlorine resistant
WARRANTY	5 Years

DRIVERS **TUNABLE WHITE (CRI >90 Ra)**
 SPECIFICATION (MINIMUM BEND DIAMETER >3.9" / 100 mm)

DRIVER OPTIONS (See driver page for details)

DALI-DT6 = eldoLED DALI (DT6), 0.1% dimming, 120-277V
DALI-DT8 = eldoLED DALI (DT8), 0.1% dimming, 120-277V

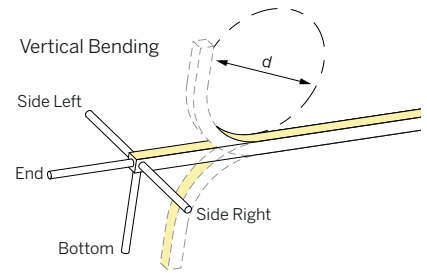
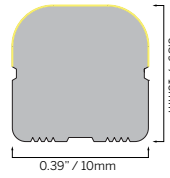

	Cut Interval	DELIVERED LUMENS lm/ft						
		1800K	2400K	2700K	3000K	3500K	4000K	6000K
CT08	50 mm (2")	107	151	165	174	175	177	171

ACCESSORIES **ORDERING INFORMATION**

MODEL	JACKET	CCT (LOW)	CCT (HIGH)	LED TYPE*	CABLE ENTRY	IP RATING	CABLE LENGTH	LENGTH	DRIVERS
63S1010VD Flex 10x10 Vertical Domed	1 White	C18 1800K	24 2400K	CT08 2x8 W/m (5m max.) 2x2.4 W/ft (16.4ft max.) <small>* Rated wattage is maximum wattage per channel. Combined power must also not exceed this value.</small>	E End B Bottom SL Side Left SR Side Right	7 IP67 2 IP20	003 0.3m (1ft)	.XXXX Length in inches	DALI-DT6 DALI-DT8
		C24 2400K	27 2700K				010 1m (3.3ft)		
		C27 2700K	30 3000K				030 3m (9.8ft)		
		C30 3000K	35 3500K				050 5m (16.4ft)		
		C35 3500K	40 4000K				100 10m (32.8ft)		
		C40 4000K	60 6000K						
63S1010VD	1			CT08					

FLEX 10x10 VERTICAL DOMED

0.39x0.39"



SPECIFICATION

MATERIAL	Silicone
MOUNTING	Surface
IP RATING	IP67, IP20
BINNING	3 Step
LIFETIME (L70)	50,000hrs based on LM-80 & TM-21 applicable test data
DRIVER REQUIREMENT	24VDC Constant voltage
PROTECTION	UV, flame, salt and chlorine resistant
WARRANTY	5 Years

DRIVERS WARM DIM (CRI >90 Ra)

SPECIFICATION (MINIMUM BEND DIAMETER >3.9" / 100 mm)

DRIVER OPTIONS (See driver page for details)

MAGSDM96-WD = 0-10V / Phase Dim 96W, 0.1% CCR Dimming for Warm Dim, 120-277V (Phase - 120V only)
--

	DELIVERED LUMENS lm/ft		
	Cut Interval	2700K	3000K
10R	50 mm (2")	163	178

ACCESSORIES ORDERING INFORMATION

MODEL	JACKET	CCT	LED TYPE	CABLE ENTRY	IP RATING	CABLE LENGTH	LENGTH	DRIVERS
63S1010VD Flex 10x10 Vertical Domed	1 White	C2718W 2700-1800K C3018W 3000-1800K	10R 10 W/m (5m max.) 3 W/ft (16.4ft max.)	E End	7 IP67	003 0.3m (1ft)	.XXXX Length in inches	MAGSDM96-WD
				B Bottom	2 IP20	010 1m (3.3ft)		
				SL Side Left		030 3m (9.8ft)		
				SR Side Right		050 5m (16.4ft)		
						100 10m (32.8ft)		
63S1010VD	1		10R				MAGSDM96-WD	

FLEX 10x10 VERTICAL DOMED

0.39x0.39"

ACCESSORIES

STATIC WHITE

TYPE Aluminum profile
MOUNTING Surface mount

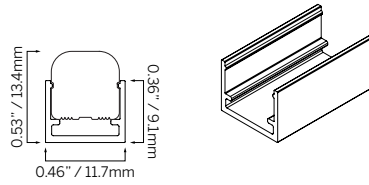
FREE CUT

ORDERING INFORMATION

MODEL	FINISH	LENGTH
63S1010VD	5AP Silver	0020 20mm (0.79")
		1000 1000mm (39.37")
		2000 2000mm (78.74")
63S1010VD	5AP	


TUNABLE WHITE

WARM DIM



20

1000/2000



DRIVERS

IES FILES

TYPE Stainless Mounting Clip
MOUNTING Surface mount

ACCESSORIES

ORDERING INFORMATION

MODEL	FINISH	LENGTH
63S1010X	5SC Silver	0030 30mm (1.18")
	2SC Black	
63S1010X		



TYPE Stainless Bendable Profile
MOUNTING Surface mount

ORDERING INFORMATION

MODEL	FINISH	LENGTH
63S1010X	5SC Silver	1000 1000mm (39.37")
	2SC Black	
63S1010X		

