

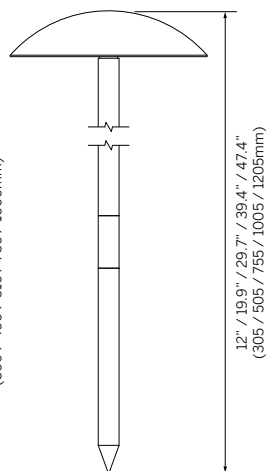
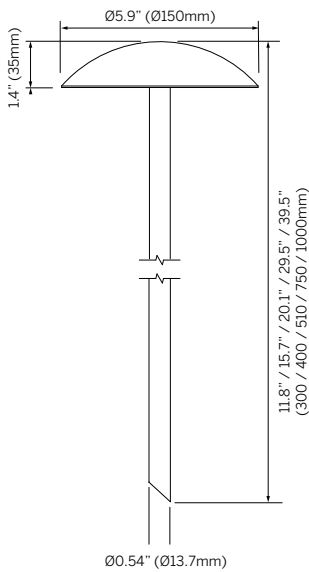
Mushroom

inter•lux



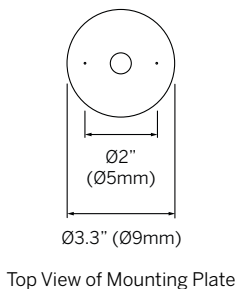
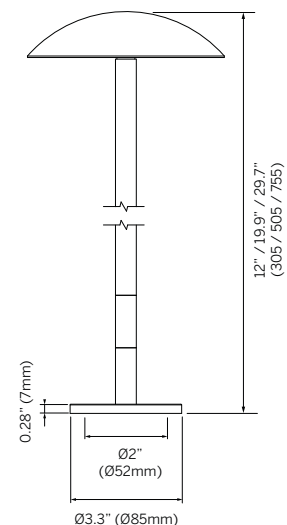
Desert Spike (DS)

Ground Spike (GS)



Ø0.54" (Ø13.7mm)

Mounting Plate (MP)



Top View of Mounting Plate

Luminaire

- IP66 rated luminaire offering a decorative glow to outdoor spaces.
- Exterior rated "dark skies" friendly luminaire using downward light to illuminate shrubbery, landscapes and pathways.
- Desert spike, ground spike or mounting plate.
- Precision machined from 70 - 90% recycled aluminum.
- 95+ CRI, multiple CCTs available.

Height

- 12 = 12" (305mm)
- 20 = 19.9" (505mm)
- 30 = 29.7" (755mm)
- 40 = 39.4" (1005mm)¹
- 47 = 47.4" (1205mm)¹

Mounting

- DS = Desert Spike
- GS = Ground Spike
- MP = Mount Plate

Power²

- 8 = 8W (822lm initial at 500mA, 17.1Vf)

CCT (95+ CRI)³

- 927 = 2700K
- 930 = 3000K
- 935 = 3500K
- 940 = 4000K
- TW = Tunable White 1800 - 4000K

Beam

- D = Diffused

Finish

- CB = Classic Bronze 34
- W = Pure White, RAL9010
- BL = Matte Black, RAL9005
- CF = Custom finish, specify RAL

Remote Driver⁴

- ECO30W-500 = 0-10V EldoLED ECOdrive 30W for 1-2 fixtures
- SOLO50W-500 = 0-10V EldoLED SOLOdrive 50W for 1-4 fixtures
- SOLO100W-500 = 0-10V EldoLED SOLOdrive 100W for 1-8 fixtures
- DUAL30W-500 = DALI DT8 EldoLED DUALdrive 30W for 1-2 fixtures (TW Only)

1. Desert spike and ground spike versions only.
2. Wattage shown is for LED only, system wattage varies depending on driver selected.
3. See photometric data sheet for delivered lumens.
4. See driver information for details.

Ordering Information

MS-MUS			8		D			
Model	Height	Mounting	Power ²	CRI/CCT ³	Beam	Finish	+	Driver ⁴
MS-MUS	12 20 30 40 ¹ 47 ¹	DS GS MP	8	927 930 935 940 TW	D	CB W BL CF		ECO30W-500 SOLO50W-500 SOLO100W-500 DUAL30W-500

