
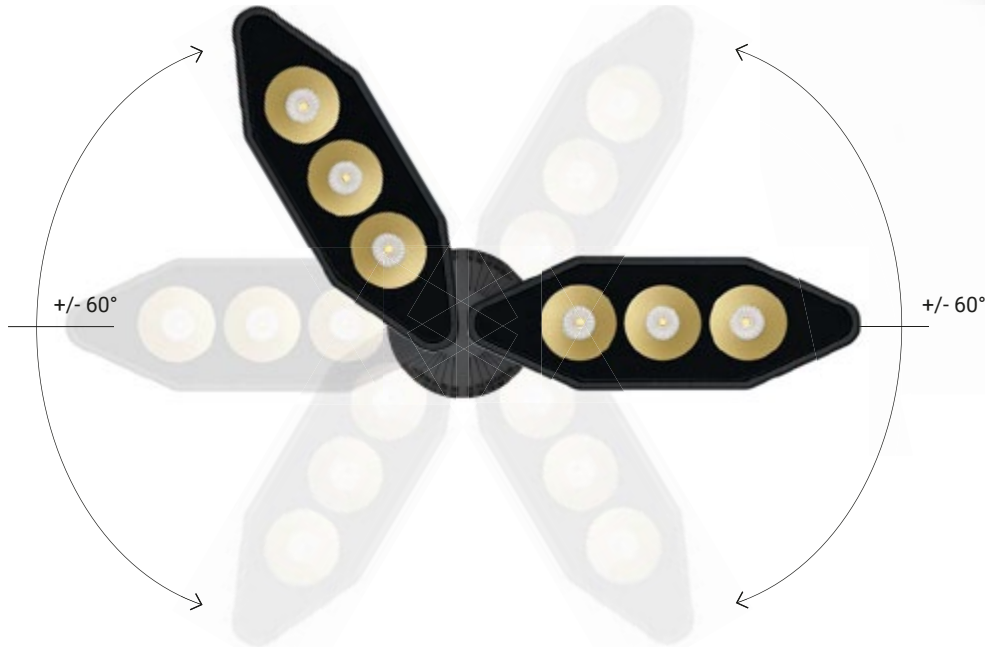



Skin Wall Washer Surface / Recessed

inter•lux



TOTAL FLEXIBILITY AND BLENDING IN

Skin takes the concept of flexibility to another level through the innovative template that allows the continuous installation of the individual modules positioned at precisely angled step (one every 10°). Operation is intuitive. The modules can be positioned at an angle of up to 60°, following the project layout, by fixing the template under the outer casing. Different configurations of light fixtures can be combined with this innovative anchoring system, creating eye-catching and innovative lighting scenes. The lights can be applied in any architectural setting, even the most delicate and complex, without the need for major structural interventions. An apse or a historic building can be lit in a uniform, respectful manner, with an aesthetic in keeping with the setting.



A template is included with every outer casing

Thanks to the special template, Skin can be used to create curved lines or perfect circles of lights which adapt and blend into columns and non-linear walls. Continuity is guaranteed by the precision of the installation and the careful study of the optic layout avoids unwanted variations in light intensity. There is a configuration for every setting. On the ceiling or floor, the light produced by Skin fits the context, no matter how complex or delicate, thanks to the different openings (Spot, Medium Flood, Medium Wide Flood, Diffused, Asymmetric). The compact size and unusual elongated hexagonal shape make it easy to simultaneously combine multiple configurations.



Skin lets you have fun with lighting. This collection has been conceived and designed to go beyond standard linear or spot lighting.