

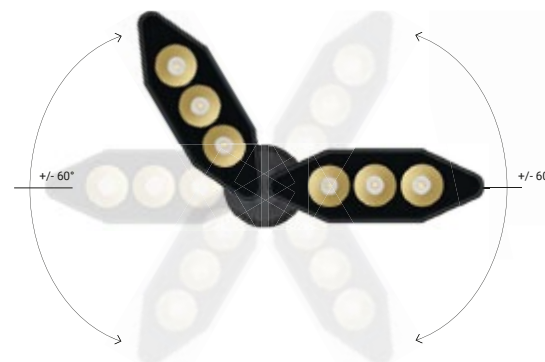
## Contents

- 2 product configurator
- 2 diagrams / drivers
- 3 flexibility
- 4 photometry



6.5" (10W)

8.7" (17W)



Skin continuous installation of the individual modules positioned at precisely angled step (one every 10°).

**General:** The Skin family of lighting fixtures is aimed to provide flexibility in illuminating most applications. From wall washing to evenly illuminating architectural curves like columns and curved walls, you will find a Skin for any need. Available as Ceiling, Wall and In-ground, with possibility to Surface, Recessed or Semi-Recessed mounting. With multiple beam spreads and an attention to how optical elements interact with the surrounding environment, Skin will draw attention to what matters the most while fully blending into the space.

**Fixture Body:** Open pore Anodized and Powder Coated Die-Cast Aluminum, Black finish.

**Diffuser:** Sandblasted tempered glass.

**Mounting:** Stainless Steel bracket for Surface mount or ABS Housing for Recessed installations.

**Dimensions/Weight:** 6.54" (2.87 lbs) – 8.66" (3.53 lbs)

**Driver:** Constant Voltage, Remote. 120-277V Dimmable 0-10V or Non-Dim.

**CV features:** Possibility to use higher wattage drivers and feed multiple fixtures with less drivers; fixtures need to be wired in parallel.

**Wattages:** 2.1W (6.54") – 3.2W (8.66").

**Cable:** Fixture comes with 3.28' of power cable.

**Safety features:** Fixture is equipped with Electrostatic discharge protection and Surge Protection. Built-in Aquastop® (anti-wicking) system.

**IP rating:** IP67 for temporary flooding up to 3.28' depth for up to a maximum of 30 mins.

**IK rating:** IK 10 (6.54") – IK08 (8.66")

**ETL Certification:** ETL, wet location

**Optics:** Fixed Frosted.

**Color temperatures:** 2700K – 3000K – 4000K.

**CRI:** 80+

**Lumen Maintenance:** L70 projections tested at Tj 65° C and Ta 25°.

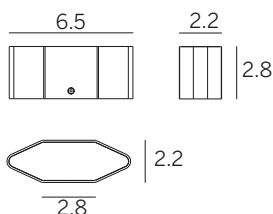
**Warranty:** 5-year Limited Warranty on fixtures. 1-year Limited Warranty on Remote Drivers.

Delivered Lumens*	6.5"	8.7"
GE	63	85

\*Values shown for 3000K

Ordering Information									
Product	Trim/Finish	Type	Length	Wattage/Operation	Color Temp	Optic	+	Recessed Housing (Optional)	Driver (Required)
SKI = Skin	SRBLO = Surface/ Recessed Black Body, Opal Diffuser	FR = Frosted	7 = 6.5"	2 CV = 2.1W / Remote Constant Voltage 24VDC	27 = 2700K 30 = 3000K 40 = 4000K	GE = General Illumination		E83123 E83124 E83125 E83126	OT96-D010 OT96-JBX
			9 = 8.7"	3 CV = 3.2W / Remote Constant Voltage 24VDC					

## 6.5" 2.1W CV



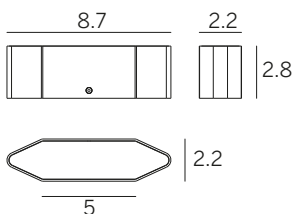
### DRIVER OPTIONS (pick one)

#### C.V. Power supply options (remote only)

**OT96-D010**  
Osram, 10% 0-10V dim,  
96W, 24V DC, 120-277VAC,  
supplied in a Dry location

**OT96-JBX**  
Osram, Non-dim 24V DC,  
120-277VAC, Wet location

## 8.7" 3.2W CV



### DRIVER OPTIONS (pick one)

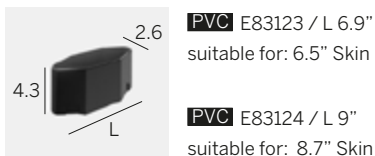
#### C.V. Power supply options (remote only)

**OT96-D010**  
Osram, 10% 0-10V dim,  
96W, 24V DC, 120-277VAC,  
supplied in a Dry location

**OT96-JBX**  
Osram, Non-dim 24V DC,  
120-277VAC, Wet location

## Recessed Housings

**For installation: uplight on poured concrete, downlight on existing concrete ceiling.**



**For installation: downlight on false ceiling, downlight on poured concrete ceiling.**

