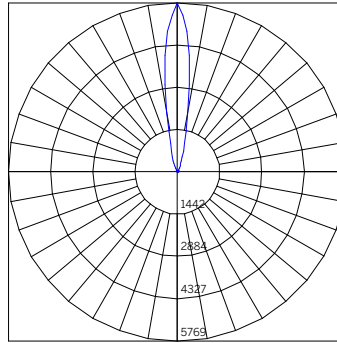


ORMA Square Trim Optics

FIXED

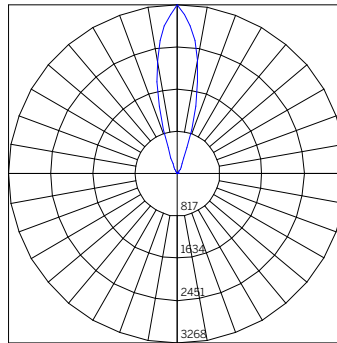
ORS-SFSTVR-F-...-SP...		
Delivered Lumens - Spot		
CCT	Diameter [Wattage]	
	33 [4 CC/5 CV]	44 [8 CC/9 CV]
27	349	712
30	366	742
40	387	783
Polar Plot / Cone Of Light Multiplier		
CCT	Diameter [Wattage]	
	33 [4 CC/5 CV]	44 [8 CC/9 CV]
	0.49	1.00



Beam Angle (0-180) = 16.4
Beam Angle (90-270) = 16.0

CONE OF LIGHT - 8W 3000K Spot		
ORS-SFSTVR-F-44-8-CC-30-SP*		
Mounting Height [Ft]	Illuminance [fc at max cd]	Beam Diameter [Ft]
20	14	5.8
18	18	5.2
16	23	4.6
14	29	4.0
12	40	3.5
10	58	2.9
8	90	2.3
6	160	1.7
4	361	1.2
2	1442	0.6

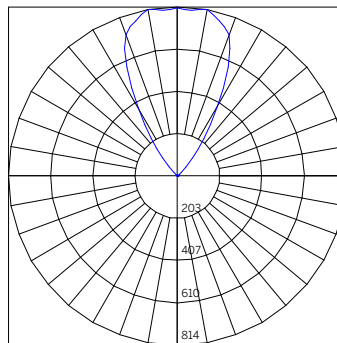
ORS-SFSTVR-F-...-FL...		
Delivered Lumens - Flood		
CCT	Diameter [Wattage]	
	33 [4 CC/5 CV]	44 [8 CC/9 CV]
27	293	749
30	307	781
40	325	824
Polar Plot / Cone Of Light Multiplier		
CCT	Diameter [Wattage]	
	33 [4 CC/5 CV]	44 [8 CC/9 CV]
	0.39	1.00



Beam Angle (0-180) = 26.8
Beam Angle (90-270) = 26.6

CONE OF LIGHT - 8W 3000K Flood		
ORS-SFSTVR-F-44-8-CC-30-FL*		
Mounting Height [Ft]	Illuminance [fc at max cd]	Beam Diameter [Ft]
20	8	9.5
18	10	8.6
16	13	7.6
14	17	6.7
12	23	5.7
10	33	4.8
8	51	3.8
6	91	2.9
4	204	1.9
2	817	1.0

ORS-SFSTVR-F-...-WFL...		
Delivered Lumens - Wide Flood		
CCT	Diameter [Wattage]	
	33 [4 CC/5 CV]	44 [8 CC/9 CV]
27	261	715
30	274	745
40	290	785
Polar Plot / Cone Of Light Multiplier		
CCT	Diameter [Wattage]	
	33 [4 CC/5 CV]	44 [8 CC/9 CV]
	0.37	1.00



Beam Angle (0-180) = 58.6
Beam Angle (90-270) = 58.4

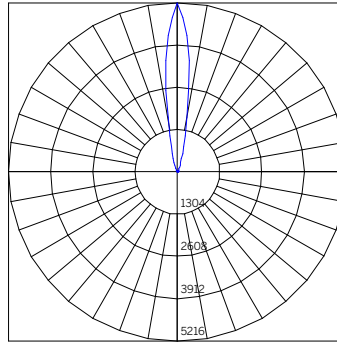
CONE OF LIGHT - 8W 3000K Wide Flood		
ORS-SFSTVR-F-44-8-CC-30-WFL*		
Mounting Height [Ft]	Illuminance [fc at max cd]	Beam Diameter [Ft]
20	2	22.4
18	2	20.2
16	3	18.0
14	4	15.7
12	6	13.5
10	8	11.2
8	13	9.0
6	22	6.7
4	51	4.5
2	202	2.2

* Polar Plot and Cone of Light are applicable to part number noted; use Multiplication Factor table to approximate other models or refer to online photometry.

ORMA Square Trim Optics

FIXED HONEYCOMB

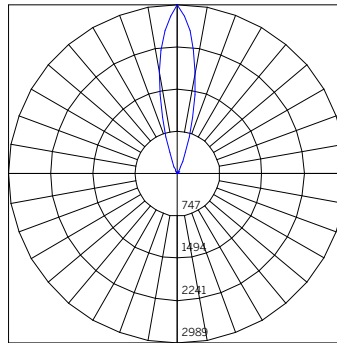
ORS-SFSTVR-FHC-....-SP...			
Delivered Lumens - Spot			
Diameter [Wattage]			
	33 [4 CC/5 CV]	44 [8 CC/9 CV]	
CCT	27	263	558
	30	275	581
	40	291	614
Polar Plot / Cone Of Light Multiplier			
	33 [4 CC/5 CV]	44 [8 CC/9 CV]	
	0.47	1.00	



Beam Angle (0-180) = 15.6
Beam Angle (90-270) = 15.4

CONE OF LIGHT - 8W 3000K Spot ORS-SFSTVR-FHC-44-8-CC-30-SP*		
Mounting Height [Ft]	Illuminance [fc at max cd]	Beam Diameter [Ft]
20	13	5.5
18	16	4.9
16	20	4.4
14	27	3.8
12	36	3.3
10	52	2.7
8	82	2.2
6	145	1.6
4	326	1.1
2	1304	0.5

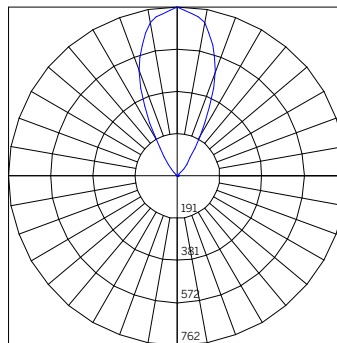
ORS-SFSTVR-FHC-....-FL...			
Delivered Lumens - Flood			
Diameter [Wattage]			
	33 [4 CC/5 CV]	44 [8 CC/9 CV]	
CCT	27	213	570
	30	223	594
	40	236	627
Polar Plot / Cone Of Light Multiplier			
	33 [4 CC/5 CV]	44 [8 CC/9 CV]	
	0.38	1.00	



Beam Angle (0-180) = 24.0
Beam Angle (90-270) = 24.2

CONE OF LIGHT - 8W 3000K Flood ORS-SFSTVR-FHC-44-8-CC-30-FL*		
Mounting Height [Ft]	Illuminance [fc at max cd]	Beam Diameter [Ft]
20	7	8.5
18	9	7.7
16	12	6.8
14	15	6.0
12	21	5.1
10	30	4.3
8	47	3.4
6	83	2.6
4	187	1.7
2	747	0.9

OORS-SFSTVR-FHC-....-WFL...			
Delivered Lumens - Wide Flood			
Diameter [Wattage]			
	33 [4 CC/5 CV]	44 [8 CC/9 CV]	
CCT	27	158	461
	30	165	480
	40	175	507
Polar Plot / Cone Of Light Multiplier			
	33 [4 CC/5 CV]	44 [8 CC/9 CV]	
	0.34	1.00	



Beam Angle (0-180) = 47.8
Beam Angle (90-270) = 48.0

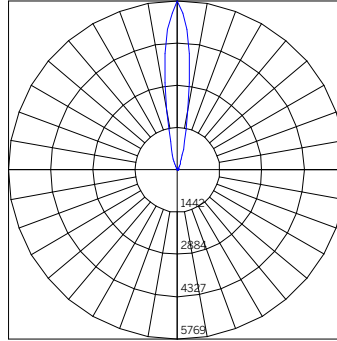
CONE OF LIGHT - 8W 3000K Wide Flood ORS-SFSTVR-FHC-44-8-CC-30-WFL*		
Mounting Height [Ft]	Illuminance [fc at max cd]	Beam Diameter [Ft]
20	2	17.7
18	2	16.0
16	3	14.2
14	4	12.4
12	5	10.6
10	8	8.9
8	12	7.1
6	21	5.3
4	48	3.5
2	191	1.8

* Polar Plot and Cone of Light are applicable to part number noted; use Multiplication Factor table to approximate other models or refer to online photometry.

ORMA Square Trim Optics

ADJUSTABLE

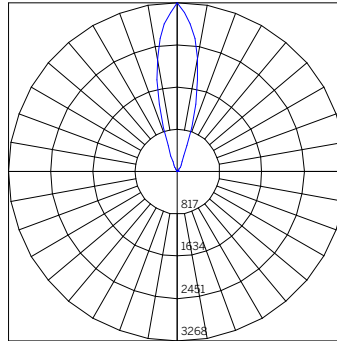
ORS-SFSTVR-A-...-SP...		
Delivered Lumens - Spot		
CCT	Diameter [Wattage]	
	33 [4 CC/5 CV]	44 [8 CC/9 CV]
27	349	712
30	366	742
40	387	783
Polar Plot / Cone Of Light Multiplier		
	33 [4 CC/5 CV]	44 [8 CC/9 CV]
	0.49	1.00



Beam Angle (0-180) = 16.4
Beam Angle (90-270) = 16.0

CONE OF LIGHT - 8W 3000K Spot ORS-SFSTVR-A-44-8-CC-30-SP'		
Mounting Height [Ft]	Illuminance [fc at max cd]	Beam Diameter [Ft]
20	14	5.8
18	18	5.2
16	23	4.6
14	29	4.0
12	40	3.5
10	58	2.9
8	90	2.3
6	160	1.7
4	361	1.2
2	1442	0.6

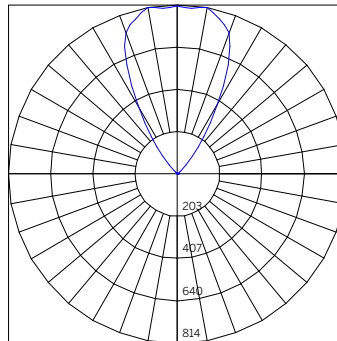
ORS-SFSTVR-A-...-FL...		
Delivered Lumens - Flood		
CCT	Diameter [Wattage]	
	33 [4 CC/5 CV]	44 [8 CC/9 CV]
27	293	749
30	307	781
40	325	824
Polar Plot / Cone Of Light Multiplier		
	33 [4 CC/5 CV]	44 [8 CC/9 CV]
	0.39	1.00



Beam Angle (0-180) = 26.8
Beam Angle (90-270) = 26.6

CONE OF LIGHT - 8W 3000K Flood ORS-SFSTVR-A-44-8-CC-30-FL'		
Mounting Height [Ft]	Illuminance [fc at max cd]	Beam Diameter [Ft]
20	8	9.5
18	10	8.6
16	13	7.6
14	17	6.7
12	23	5.7
10	33	4.8
8	51	3.8
6	91	2.9
4	204	1.9
2	817	1.0

ORS-SFSTVR-A-...-WFL...		
Delivered Lumens - Wide Flood		
CCT	Diameter [Wattage]	
	33 [4 CC/5 CV]	44 [8 CC/9 CV]
27	261	715
30	274	745
40	290	785
Polar Plot / Cone Of Light Multiplier		
	33 [4 CC/5 CV]	44 [8 CC/9 CV]
	0.37	1.00



Beam Angle (0-180) = 58.6
Beam Angle (90-270) = 58.4

CONE OF LIGHT - 8W 3000K Wide Flood ORS-SFSTVR-A-44-8-CC-30-WFL'		
Mounting Height [Ft]	Illuminance [fc at max cd]	Beam Diameter [Ft]
20	2	22.4
18	2	20.2
16	3	18.0
14	4	15.7
12	6	13.5
10	8	11.2
8	13	9.0
6	22	6.7
4	51	4.5
2	202	2.2

* Polar Plot and Cone of Light are applicable to part number noted; use Multiplication Factor table to approximate other models or refer to online photometry.

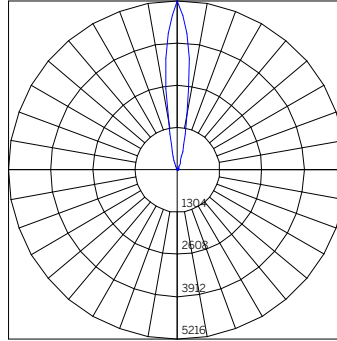
ORMA Square Trim Optics

ADJUSTABLE HONEYCOMB

ORS-SFSTVR-AHC-...-SP...

Delivered Lumens - Spot

		Diameter [Wattage]	
		33 [4 CC/5 CV]	44 [8 CC/9 CV]
CCT	27	263	558
	30	275	581
	40	291	614
		Polar Plot / Cone Of Light Multiplier	
		33 [4 CC/5 CV]	44 [8 CC/9 CV]
		0.47	1.00



Beam Angle (0-180) = 15.6
Beam Angle (90-270) = 15.4

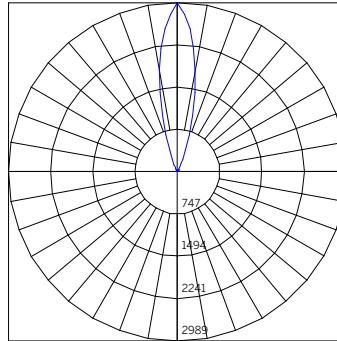
CONE OF LIGHT - 8W 3000K Spot ORS-SFSTVR-AHC-44-8-CC-30-SP*

Mounting Height [Ft]	Illuminance [fc at max cd]	Beam Diameter [Ft]
20	13	5.5
18	16	4.9
16	20	4.4
14	27	3.8
12	36	3.3
10	52	2.7
8	82	2.2
6	145	1.6
4	326	1.1
2	1304	0.5

ORS-SFSTVR-AHC-...-FL...

Delivered Lumens - Flood

		Diameter [Wattage]	
		33 [4 CC/5 CV]	44 [8 CC/9 CV]
CCT	27	213	570
	30	223	594
	40	236	627
		Polar Plot / Cone Of Light Multiplier	
		33 [4 CC/5 CV]	44 [8 CC/9 CV]
		0.38	1.00



Beam Angle (0-180) = 24.0
Beam Angle (90-270) = 24.2

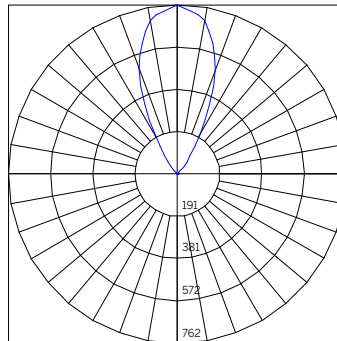
CONE OF LIGHT - 8W 3000K Flood ORS-SFSTVR-AHC-44-8-CC-30-FL*

Mounting Height [Ft]	Illuminance [fc at max cd]	Beam Diameter [Ft]
20	7	8.5
18	9	7.7
16	12	6.8
14	15	6.0
12	21	5.1
10	30	4.3
8	47	3.4
6	83	2.6
4	187	1.7
2	747	0.9

ORS-SFSTVR-AHC-...-WFL...

Delivered Lumens - Wide Flood

		Diameter [Wattage]	
		33 [4 CC/5 CV]	44 [8 CC/9 CV]
CCT	27	158	461
	30	165	480
	40	175	507
		Polar Plot / Cone Of Light Multiplier	
		33 [4 CC/5 CV]	44 [8 CC/9 CV]
		0.34	1.00



Beam Angle (0-180) = 47.8
Beam Angle (90-270) = 48.0

CONE OF LIGHT - 8W 3000K Wide Flood ORS-SFSTVR-AHC-44-8-CC-30-WFL*

Mounting Height [Ft]	Illuminance [fc at max cd]	Beam Diameter [Ft]
20	2	17.7
18	2	16.0
16	3	14.2
14	4	12.4
12	5	10.6
10	8	8.9
8	12	7.1
6	21	5.3
4	48	3.5
2	191	1.8

* Polar Plot and Cone of Light are applicable to part number noted; use Multiplication Factor table to approximate other models or refer to online photometry.