

ORMA Square Trim Optics



General: Orma is a compact and shallow family of round and square LED in-grades suitable to illuminate outdoor architectural elements such as facades, columns as well as landscape and pathway lighting.

The overall depth of roughly 3" including the housing makes it one of the most compact fixtures on the market. The new trimless version combines style and performance in a package that includes multiple beam spreads, color temperatures, the choice to use Constant Current or Constant Voltage and new housings for either concrete or tile applications.

Fixture Body: Die-Cast Aluminum 6060, anodized black (15 µm)

Trim: Semi-Flush Trim (Stainless Steel). Extra clear glass - Tempered.

Mounting/Housing: Black, ABS casings available for Concrete installation.

Drive-over: Up to 4,409 lbs.

Dimensions/Weight: 3.3" square (0.99 lbs) – 4.4" (1.98 lbs)

Driver: Remote, 120-277V Dimmable 0-10V or Non-Dim. Available in both Constant Current (CC) and Constant Voltage (CV) to leave flexibility of installation.

CC features: Less susceptible to voltage drop (exceeding 32' distance); Allows for dimming down to 0.1%; Fixtures need to be wired in series.

CV features: Possibility to use higher wattage drivers and feed multiple fixtures with less drivers; fixtures need to be wired in parallel.

Wattages (CC/CV): 4W/5W (3.3") – 8W/9W (4.4")

Cable: Fixture comes with 3.28' of power cable and built-in Aquastop® (anti-wicking) system.

IP rating: IP68 for temporary submersion up to 15' depth for up to a maximum of 90 mins.

IK rating: IK 10

ETL Certification: ETL, wet location


Optics: Fixed or Adjustable (optic adjustability from side of fixture, which avoids having to open the trim). Available in Spot – Flood – Wide Flood. Some variants can also mount Honeycomb louvers.

Color temperatures: 2700K – 3000K – 4000K.

CRI: 80+

Lumen Maintenance: L70 projections tested at Tj 65° C and Ta 25°.

Warranty: 5-year Limited Warranty on fixtures. 1-year Limited Warranty on Remote Drivers.



3.3" 4W C.C. / 5W C.V.

4.4" 8W CC. / 9W C.V.

Fixed / Adjustable Delivered Lumens*	3.3"	4.4"
Spot	366	742
Flood	307	781
Wide Flood	274	745

*Values shown for 3000K

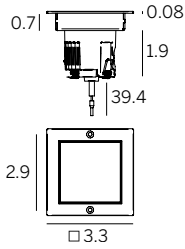
Fixed / Adjustable HoneyComb Delivered Lumens*	3.3"	4.4"
Spot	275	581
Flood	223	594
Wide Flood	165	480

*Values shown for 3000K

Ordering Information							(Required)		
ORS	SFSTVR								
Product	Trim	Type	Diameter	Wattage/Operation	Color Temp	Optic	+	Housing ¹	Driver ¹
ORS = ORMA SQUARE	SFSTVR = Semi- Flush St. Steel Trim a Resistant	F = Fixed FHC = Fixed HoneyComb	33 = 3.3"	4 CC = 4W / Constant Current (350mA) 5 CV = 5W / Constant Voltage (24VDC)	27 = 2700K 30 = 3000K 40 = 4000K	SP = Spot FL = Flood WFL = Wide Flood		E83411 (3.3") E83410 (4.4")	CC: ECO30W-XXX SOLO50W-XXX SOLO100W-XXX CV: OT96-D010 DI96-24V-JBX- DPH-D010
		A = Adjustable AHC = Adjustable HoneyComb	44 = 4.4"	8 CC = 8W / Constant Current (220mA) 9 CV = 9W / Constant Voltage (24VDC)					

¹ See page 2

**3.3" 4W C.C. - 350mA /
5W C.V. - 24 VDC**

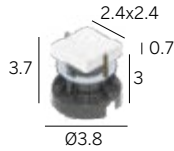


HOUSING

E83411

Recessed Housing

PVC



DRIVER OPTIONS (pick one)

C.C. Power supply options (remote only)

ECO30W-350

0-10V EldoLED
ECOdrive 30W
for 1-3 fixtures

SOLO50W-350

0-10V EldoLED
SOLOdrive 50W
for 1-6 fixtures

SOLO100W-350

0-10V EldoLED
SOLOdrive 100W
for 1-12 fixtures

C.V. Power supply options (remote only)

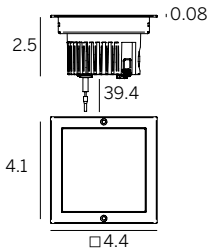
OT96-D010

Osram, 10% 0-10V dim, 96W,
24VDC, 120-277VAC, supplied
in a Dry location enclosure

DI96-24V-JBX-DPH-D010

96W, 24VDC, Forward Phase or
0-10V 0.1% dimming, wet location

**4.4" 8W C.C. - 220mA /
9W C.V. - 24 VDC**

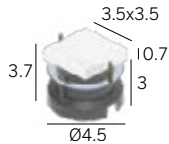


HOUSING

E83410

Recessed Housing

PVC



DRIVER OPTIONS (pick one)

C.C. Power supply options (remote only)

ECO30W-220

0-10V EldoLED
ECOdrive 30W
for 1 fixture

SOLO50W-220

0-10V EldoLED
SOLOdrive 50W
for 1-2 fixtures

SOLO100W-220

0-10V EldoLED
SOLOdrive 100W
for 1-4 fixtures

C.V. Power supply options (remote only)

OT96-D010

Osram, 10% 0-10V dim, 96W,
24VDC, 120-277VAC, supplied
in a Dry location enclosure

DI96-24V-JBX-DPH-D010

96W, 24VDC, Forward Phase or
0-10V 0.1% dimming, wet location