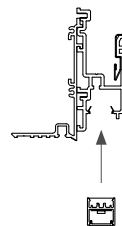


20 Linear Perimeter Flush


- Perimeter lighting system with continuous line of light for general illuminating and to define an interior space.
- Soft-graze* option to control textured wall contrast and accommodate feature wall thickness.
- Trimless and bezel trim for seamless integration into any drywall, wood and metal surfaces.
- Straight runs and configurations with factory corners in exact lengths as specified.
- 90+ CRI, 3 Steps MacAdam delivering excellent color rendering.
- Choice of White, RGBW and Warm Dim to emulate incandescent.
- Identical LED technology used throughout all Whitegoods Linears, Coves and Perimeter products deliver consistent quality and performance throughout a project.
- Made in USA.
- 5-year warranty.

Housing	Precision extruded aluminum for true dimensions and tolerances Integration into any ceiling type All low voltage connections made in the housing Luminaires snaps into the housing without tools Finishes: white, black, silver and custom
Integration	Fixation into gypsum, hard ceilings and all grid ceiling types
Distribution	General, continuous
LED	Constant Voltage, 90+ CRI, 3 Steps MacAdam 120 nominal lumens/watt average (see spec sheet for delivered lumens) Conformal coated for protection against humidity optional (-WL) Warm Dim to emulate incandescent when dimming; 75 nominal lumens per watt average RGBW for color changing applications; 50 nominal lumens per watt average L70 (TM21 Projected 85C) Static White = 60,000 hours RGBW = 50,000 hours, WD = 36,000 hours
Lens	OD - Opal Diffuser provides even, continuous line of light and general illumination MPL - Micro-prismatic lens provides lower brightness, general illumination
Driver	Compatible with quality constant voltage drivers
Weight	2lbs per foot (20LPF); 3lbs per foot (20LPFSG)
Operating Temp	Suitable for operation in maximum ambient temperature of 35C (95F)
Warranty	5-year Limited (see complete company warranty information)
Certifications	ETL and ETL-C for dry and damp location, CE
Voltages	24V Fixture / 120-277VAC Driver (remote)

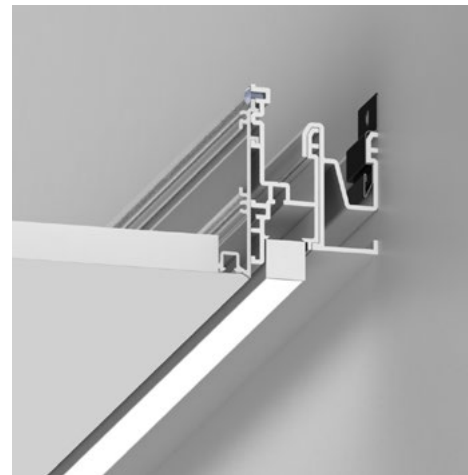
Lenses/Accessories



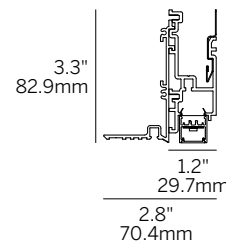
Opal Diffuser (OD)
Micro-prismatic Lens (MPL)



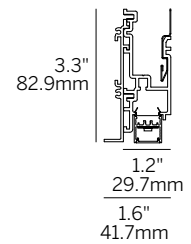
Recessed Plaster Trim (RPT)



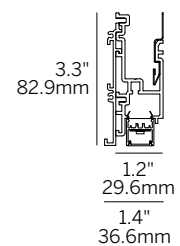
Soft Graze (SG) Recessed Plaster Trim (RPT)



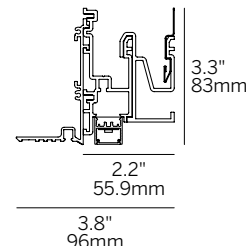
Recessed Plaster Trim (RPT)



Recessed Bezel Trim (RBT)
Recessed Grid Trim (RGT9/RGT15)



Recessed Return Trim (RRT)



Soft Graze (SG)
Recessed Plaster Trim (RPT)

20 Linear Perimeter Flush

Model	Fixation	Pattern	Length	Power ²	CRI/CCT ³	Driver ⁴	Lens	Finish ⁵	Options
WG-20LPF	RPT	S	A	L	927	X	OD (std)	W (std)	BEC
WG-20LPFSG	RBT	PI ¹	A x B	M	930	S	MPL	B	FEC
	RRT	PO ¹	A x B x C	H	935	D010		S	PEC
	RGT9	PZ ¹	A x B x A x B		940	L3DAE		F	EM
	RGT15				WD	L3DOE			WL ⁶
					RGBW	EL96			
						DMX			

Model

- WG-20LPF = 20 Linear Perimeter Flush
- WG-20LPFSG = 20 Linear Perimeter Flush *Soft Graze*

Fixation

- RPT = Recessed plaster trim
- RBT = Recessed bezel trim
- RRT = Recessed return trim
- RGT9 = Recessed grid trim 9/16"
- RGT15 = Recessed grid trim 15/16"

Pattern

- S = Straight run
- PI = Standard patterns 2, 3 or 4 sided with 90° inside corners on the same plane¹
- PO = Standard patterns 2, 3 or 4 sided with 90° outside corners on the same plane¹
- PZ = Non-standard patterns and/or corners other than 90° on multiple planes, consult factory¹

Length

- A, B, C = specify inches to the nearest 0.25" (i.e. 72.25")
For patterns specify each length (i.e. 2 sided: A x B = 72.25" x 48"; 3 sided: A x B x C; 4 sided: A x B x A x B)
- For 2 and 4 foot fixtures to fit ceiling grids specify 24" and 48" lengths

Power²

- L = 3W/ft low power (WD 2.7 W/ft) (24V)
- M = 6W/ft mid power (WD 5.5 W/ft) (24V) (RGBW - 7.6 W/ft)
- H = 10W/ft high power (WD 8 W/ft) (24V)

CRI/CCT (90+ CRI)³

- 927 = 2700K
- 930 = 3000K
- 935 = 3500K
- 940 = 4000K
- WD = Warm Dimming 1800 - 3000K
- RGBW = 3000K White (M power only)

Driver (remote)⁴

- X = No driver, ordered separately
- S = Standard, non-dim driver 120-277V
- D010 = Osram, 10%, 0-10V dimming, 120-277V
- L3DAE = Lutron Hi-lume 1% EcoSystem, 120-277V
- L3DOE = Lutron Hi-lume Premier 0.1% EcoSystem, 120-277V
- EL96 = Osram / EldoLED, 24V, 0.1% 0-10V Dimming
- DMX = Osram / EldoLED, 24V, 0.1% DMX Dimming

Lens

- OD = Satin opal diffuser (standard)
- MPL = Micro-prismatic lens

Finish⁵

- W = White, 15% gloss, Tiger Drylac 49/11350 (standard)
- B = Black, 15% gloss, Tiger Drylac 44/90053
- S = Silver, 15% gloss, Tiger Drylac 49/90500
- F = Custom finished trim, specify RAL

Options

- BEC = Bezel end caps
- FEC = Flat end caps
- PEC = Plaster-in end caps
- EM = Emergency (remote)
- WL = Wet Location Under Canopy / Cover⁶

Whitegoods reserves the right to change any information without prior notice.

Notes

- See pattern spec sheet.
- Wattage shown is for LED boards only, system wattage varies depending on driver selected.
- See spec page for delivered lumens.
- Remote power supply required. See power supply page for details.
- See Tiger Drylac color chart: inter-lux.com/tiger
- Wet Location option available for OD / MPL lenses and recessed / surface ceiling applications only.