

Periskop RGBW

inter•lux



General: The Periskop outdoor family of flood lights represents a versatile landscaping solution for trees, bushes, sculptures, as well as building facades. Periskop is available in multiple sizes and optics (including a Narrow Spot beam for dramatic effects), with multiple installation solutions available and a selection of accessories to control and shape the beam to your desire.

Fixture Body: Open-pore Anodized and Powder Coated Die-Cast Aluminum.

Glass: Extra-clear Tempered glass.

Bracket: Anodized Aluminum (1.8") or Powder Coated Steel Bracket, Black Painted. Bracket adjustability are the following, based on fixture size:

1.8" size: bracket pivots -14°/+110° on the vertical plane (no horizontal plane adjustment).

Other sizes: bracket pivots -10°/+60° on the vertical plane and swivels +/-43.5° on the horizontal plane (+/-38° horizontal swivel for 3.0" size).

Mounting details: Fixture can be installed straight into concrete or onto different surfaces by using one of the several mounting accessories available within the family.

Dimensions/Weight: 1.8" (0.44 lbs) – 3.0" (1.80 lbs) – 4.3" (3.31 lbs) – 6.4" (8.82 lbs)

Driver: 1.8" - 3.0" - 4.3" available with Remote Driver, 120-277V Constant current DMX. 6.4" equipped with Integral Driver, 120-277V + DMX interface.

Wattages: 4.5W (1.8") – 8W (3.0") – 18W (4.3") – 40W (6.4")

Cable: Fixture comes with 3.28' of power cable and it's equipped with TCS safety system to shield circuits from moisture.

IP rating: IP66 for protection against dust and water jets from any angle.

IK rating: IK 05 (1.8") – IK 09 (3.0" & 6.4") – IK 10 (4.3")

ETL Certification: ETL, wet location

Optics: Fixed. Available in Narrow Spot – Spot – Narrow Flood – Flood – Wide Flood. Visors and Snoots accessories available.

Color temperatures: 2700K – 3000K – 4000K.

CRI: 80+

Lumen Maintenance: L70 projections tested at Tj 65° C and Ta 25°.

Warranty: 5-year Limited Warranty on fixtures. 1-year Limited Warranty on Remote Drivers.



1.8" (4.5W)

3.0" (8W)



4.3" (18W)

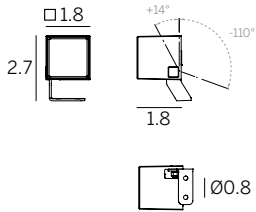
6.4" (40W)

Nominal Lumens RGB/RGBW	1.8"	3.0"	4.3"	6.4"
Red	80	74	177	518
Green	124	121	320	695
Blue	47	21	75	150
White 3K/4K	N/A	122/153	422/N/A	818/N/A

Ordering Information										
PER										
Product	Trim/Finish	Type	Size	Wattage/Operation	Color Temp	Optic	+	Driver (Required 18, 30, 43) ³	Cables (Required 64) ³	Accessories ⁴
PER = Periskop	SWH = Square White SBL = Square Black SGR = Square Gray SDB = Square Dark Brown	F = Fixed N = Narrow beam ¹	18 = 1.8" ²	4.5 CCDCMX = 4.5W / Remote DMX CC (500mA)	RGB = RGB ³ R3 = RGBW (3K) R4 = RGBW (4K) ⁴	NSP = Narrow Spot ⁵ SP = Spot ⁶ NFL = Narrow Flood ⁷ FL = Flood ⁸ WFL = Wide Flood ⁹		PWR50W-XXX	E98660 E98661 E98662 E98663 E98986	Peg E98550 (18) E98549 E98624 (18) Tree belt E99802 Anti-glare E98966 (30) E98967 (43) E98968 (64) E98969 (30) ⁵ E98970 (43) ⁵ E98971 (64) ⁵
			30 = 3.0"	8 CCDCMX = 8W / Remote DMX CC (630mA)						
			43 = 4.3"	18 CCDCMX = 18W / Remote DMX CC (500mA)						
			64 = 6.4"	40 IDMX = 40W / Integral Driver with DMX interface						
			¹ NSP ONLY	² RGB ONLY	³ 1.8" ONLY ⁴ 3.0" ONLY	⁵ 3.0" ONLY ⁶ N/A for 6.4"	³ See page 2			⁴ See page 3 ⁵ Fixed ONLY



1.8" 4.5W 500mA



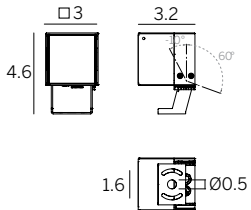
DRIVER OPTIONS (pick one)

C.C. Power supply options (remote only)

PWR50W-500

DMX driver, EldoLED POWERdrive 50W Factory pre-programmed or RDM programmable, DMX control not included/Ordered separately 50W for 1-9 fixtures

3.0" 8W 630mA



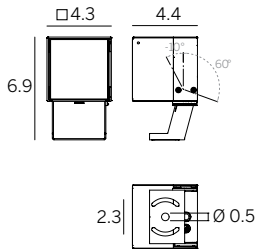
DRIVER OPTIONS (pick one)

C.C. Power supply options (remote only)

PWR50W-630

DMX driver, EldoLED POWERdrive 50W Factory pre-programmed or RDM programmable, DMX control not included/Ordered separately 50W for 1-5 fixtures

4.3" 18W 500mA



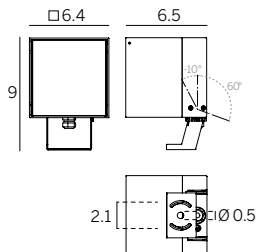
DRIVER OPTIONS (pick one)

C.C. Power supply options (remote only)

PWR50W-500

DMX driver, EldoLED POWERdrive 50W Factory pre-programmed or RDM programmable, DMX control not included/Ordered separately 50W for 1-2 fixtures

6.4" 40W*



Integral Driver with DMX interface (included)

*Fixture includes in-and-out 9.8" cables with connectors.

One feed cable required per every 12x fixtures.

One DMX Terminator required per every 12x fixtures

(or every 32x fixtures if the DMX data is separated from the power).

Extensions required between fixtures. Consult factory for custom extension lengths.

Cables power+DMX (Required for 6.4" 40 only)

E98660

39.4" feed cable
all in one
power + DMX
M+F 6 pin shield

E98661

196.9" feed cable
all in one
power + DMX
M+F 6 pin shield

E98662

39.4" extension
all in one
power + DMX
M+F 6 pin shield

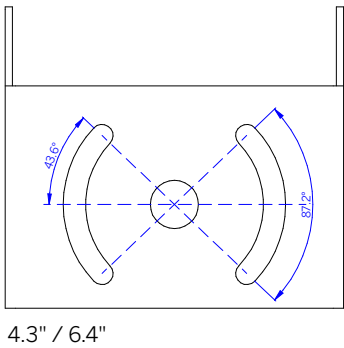
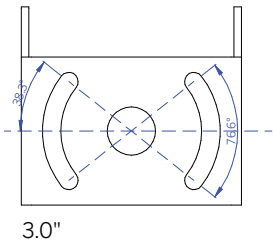
E98663

196.9" extension
all in one
power + DMX
M+F 6 pin shield






E98986

DMX 120Ω
terminator

HORIZONTAL PIVOTING BRACKET



ACCESSORIES

							
E98550	E98549	E98624	E99802	E98966 for 3.0" E98967 for 4.3" E98968 for 6.4"	E98969 for 3.0" E98970 for 4.3" E98971 for 6.4"	On request	On request
6" Steel Peg for soft ground (1.8" ONLY)	8" Peg for soft ground (N/A for 1.8")	6.3" Steel Peg for sand (1.8" ONLY)	Tree belt For trees max diameter of 39"	Anti-glare Visor	Anti-glare Snoot (Fixed ONLY)	Anti-glare louver (Fixed ONLY)	Ellipical filter (Fixed ONLY)