

Periskop 3.0" Optics



General: The Periskop outdoor family of flood lights represents a versatile landscaping solution for trees, bushes, sculptures, as well as building facades. Periskop is available in multiple sizes and optics (including a Narrow Spot beam for dramatic effects), with multiple installation solutions available and a selection of accessories to control and shape the beam to your desire.

Fixture Body: Open-pore Anodized and Powder Coated Die-Cast Aluminum.

Glass: Extra-clear Tempered glass.

Bracket: Powder Coated Steel Bracket, Black Painted. Bracket pivots -10°/+60° on the vertical plane and swivels +/-38° on the horizontal plane.

Mounting details: Fixture can be installed straight into concrete or onto different surfaces by using one of the several mounting accessories available within the family.

Dimensions/Weight: 3.0" (1.80 lbs)

Driver: Remote, 120-277V Dimmable 0-10V. Optional: Lutron Athena Wireless Node RF (AWNRF), can be added to control up to 5x drivers together (Consult Factory).

Wattage: 8W (3.0")

Cable: Fixture comes with 3.28' of power cable and it's equipped with TCS safety system to shield circuits from moisture.

IP rating: IP66 for protection against dust and water jets from any angle.

IK rating: IK 09 (3.0")

ETL Certification: ETL, wet location

Optics: Fixed. Available in Narrow Spot – Spot – Flood – Wide Flood. Standard Visors and Snoots accessories available. Honeycomb louvers and Elliptic lenses available upon request.

Color temperatures: 2700K – 3000K – 4000K.

CRI: 80+

Lumen Maintenance: L70 projections tested at Tj 65° C and Ta 25°.

Warranty: 5-year Limited Warranty on fixtures. 1-year Limited Warranty on Remote Drivers.



3.0" (6.5W) Fixed



3.0" (8W) Narrow

Delivered Lumens*	3.0" / 6.5W	3.0" / 8W
NSP	N/A	588
SP	626	N/A
FL	598	N/A
WFL	561	N/A

*Values shown for 3000K

Ordering Information								
PER								
Product	Trim/Finish	Type	Size	Wattage/Operation	Color Temp	Optic	+	Accessories ³ Driver (Required) ³
PER = Periskop	SWH = Square White SBL = Square Black SGR = Square Gray SDB = Square Dark Brown	F = Fixed	30 = 3.0"	6.5 CC = 6.5W / Constant Current (700mA) ¹	27 = 2700K 30 = 3000K 40 = 4000K	SP = Spot ¹ FL = Flood ¹ WFL = Wide Flood ¹		Peg E98549 Tree belt E99802 Anti-glare E98966 E98969 ⁴ ECO30W-700 SOLO50W-700 SOLO100W-700 AWNRF (option) ⁵
		N = Narrow beam	30 = 3.0"	8 CC = 8W / Constant Current (700mA) ²	27 = 2700K 30 = 3000K 40 = 4000K	NSP = Narrow Spot ²		

¹ Available with F ONLY

² Available with N ONLY

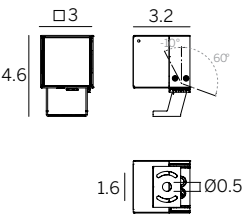
³ See page 2

⁴ Available with F ONLY

⁵ Example: ECO30W-700-AWNRE



3.0" 6.5W 700mA

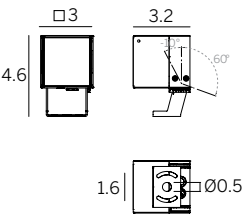


DRIVER OPTIONS (pick one)

C.C. Power supply options (remote only)

ECO30W-700	SOLO50W-700	SOLO100W-700
0-10V EldoLED ECOdrive 30W for 1-3 fixtures	0-10V EldoLED SOLOdrive 50W for 1-6 fixtures	0-10V EldoLED SOLOdrive 100W for 1-12 fixtures

3.0" 8W 700mA

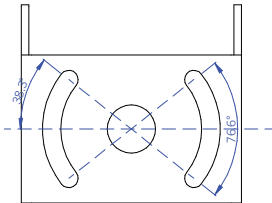


DRIVER OPTIONS (pick one)

C.C. Power supply options (remote only)

ECO30W-700	SOLO50W-700	SOLO100W-700
0-10V EldoLED ECOdrive 30W for 1-3 fixtures	0-10V EldoLED SOLOdrive 50W for 1-4 fixtures	0-10V EldoLED SOLOdrive 100W for 1-8 fixtures

HORIZONTAL PIVOTING BRACKET



ACCESSORIES



E98549

8" Peg for
soft ground



E99802

Tree belt
For trees max
diameter of 39"



E98966

Anti-glare Visor



E98969

Anti-glare Snoot
(Fixed ONLY)



On request

Anti-glare
louver
(Fixed ONLY)



On request

Elliptical filter
(Fixed ONLY)