

# Archiline Frameless Frosted RGBW



**General:** Archiline is a family of high-output, low glare linear LED in-grade and wall fixtures suitable to illuminate outdoor architectural elements such as facades, columns, landscape, and pathway lighting. The PRO version reaches up to 150', making it perfect for tall buildings and towers. Available in Frameless (Drive-Over), Aluminum or Stainless-Steel frame, with a broad range of optics, from Narrow Spot to Asymmetric Wall Washer and Elliptic. Its unique Dark Light (anti-glare) system provides a must-see quiet illumination, while losing almost no output.

**Fixture Body:** Corrosion resistant 6060 Aluminum, Anodized (15 µm), Black finish

**Trim:** Frameless, ideal for continuous runs. Anti-slip, Tempered Glass.

**Mounting/Housing:** Anodized Black (15 µm) Aluminum 6060 housing (required for in ground installations).

**Drive-over:** Up to 11,023 lbs.

**Dimensions/Weight:** 12.6" (3.31 lbs) – 20.1" (6.17 lbs) – 39.4" (10.6 lbs)

**Driver:** Integral, 120-277V + DMX interface.

**Wattages:** 10W (12.6") – 16W (20.1") – 25W (39.4")

**Cable:** Fixture comes with 0.66' of cable (Power cable required, ordered separately).

**Safety features:** Built-in Aquastop® (Anti-wicking) and TCS® (Over tension and electrical discharge protection) systems.

**IP rating:** IP67 for temporary flooding up to 3.28' depth for up to a maximum of 30 mins.

**IK rating:** IK 10

**ETL Certification:** ETL, wet location

**Optics:** Fixed Frosted.

**Color temperatures:** RGBW with 3000K Warm White – RGBW with 4000K Neutral White.

**CRI:** 80+

**Lumen Maintenance:** L70 projections tested at Tj 65° C and Ta 25°.

**Warranty:** 5-year Limited Warranty on fixtures. 1-year Limited Warranty on Remote Drivers.



12.6" (10W)

20.1" (16W)

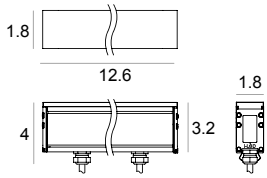
39.4" (25W)

| Nominal Lumens<br>RGB/RGBW | 12.6"     | 20.1"     | 39.4"     |
|----------------------------|-----------|-----------|-----------|
| Red                        | 90        | 144       | 288       |
| Green                      | 141       | 192       | 384       |
| Blue                       | 84        | 96        | 192       |
| White 3K/4K                | 210 / 210 | 336 / 336 | 672 / 672 |

| Ordering Information |                            |              |            |          |                                    |                                  |                              |    |                                    |                            |
|----------------------|----------------------------|--------------|------------|----------|------------------------------------|----------------------------------|------------------------------|----|------------------------------------|----------------------------|
| AR                   | RF                         | FR           |            |          | IDMX                               |                                  |                              | GE |                                    |                            |
| Product              | Mounting/<br>Frame         | Type         | Length     | Wattage  | Operation                          | Color Temp                       | Optic                        | +  | Housing<br>(Required) <sup>1</sup> | Cables <sup>1</sup>        |
| AR = Archiline       | RF = Recessed<br>Frameless | FR = Frosted | 12 = 12.6" | 10 = 10W | IDMX = Integral<br>w/DMX interface | R3 = RGBW (3K)<br>R4 = RGBW (4K) | GE = General<br>Illumination |    | E98724 (12)                        | E98660                     |
|                      |                            |              | 20 = 20.1" | 16 = 16W |                                    |                                  |                              |    | E98725 (20)                        | E98661                     |
|                      |                            |              | 39 = 39.4" | 25 = 25W |                                    |                                  |                              |    | E98726 (39)                        | E98662<br>E98663<br>E98986 |

<sup>1</sup> See page 2

## 12.6" 10W IDMX



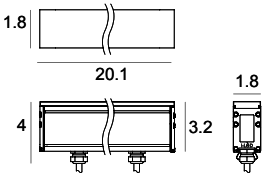
## HOUSING

### E98724

Outer Housing  
12.68" L x 2.95" W x 5.51" H



## 20.1" 16W IDMX



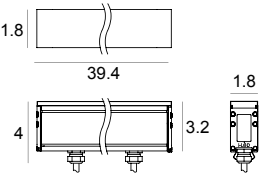
## HOUSING

### E98725

Outer Housing  
20.20" L x 2.95" W x 5.51" H



## 39.4" 25W IDMX



## HOUSING

### E98726

Outer Housing  
39.49" L x 2.95" W x 5.51" H



## Cables power+DMX

| E98660  | E98661   | E98662   | E98663  | E98986                 |
|---|--|--|---|------------------------|
| 39.4" feed cable<br>all in one<br>power + DMX<br>M+F 6 pin shield | 196.9" feed cable<br>all in one<br>power + DMX<br>M+F 6 pin shield | 39.4" extension<br>all in one<br>power + DMX<br>M+F 6 pin shield | 196.9" extension<br>all in one<br>power + DMX<br>M+F 6 pin shield | DMX 1200<br>terminator |