

Archiline Frameless Frosted RGBW

inter•lux



General: Archiline is a family of high-output, low glare linear LED in-grade and wall fixtures suitable to illuminate outdoor architectural elements such as facades, columns, landscape, and pathway lighting. The PRO version reaches up to 150', making it perfect for tall buildings and towers. Available in Frameless (Drive-Over), Aluminum or Stainless-Steel frame, with a broad range of optics, from Narrow Spot to Asymmetric Wall Washer and Elliptic. Its unique Dark Light (anti-glare) system provides a must-see quiet illumination, while losing almost no output.

Fixture Body: Corrosion resistant 6060 Aluminum, Anodized (15 µm), Black finish

Trim: Frameless, ideal for continuous runs. Anti-slip, Tempered Glass.

Mounting/Housing: Anodized Black (15 µm) Aluminum 6060 housing (required for in ground installations).

Drive-over: Up to 11,023 lbs.

Dimensions/Weight: 12.6" (3.31 lbs) – 20.1" (6.17 lbs) – 39.4" (10.6 lbs)

Driver: Integral, 120-277V + DMX interface.

RGBW Color Mixing: 12.6" (30x Quad-Chip topLEDs) / 20.1" (48x Quad-Chip topLEDs) / 39.4" (96x Quad-Chip topLEDs)

Wattages: 10W (12.6") – 16W (20.1") – 25W (39.4")

Cable: Fixture comes with 0.66' of cable (Power cable required, ordered separately).

Safety features: Built-in Aquastop® (Anti-wicking) and TCS® (Over tension and electrical discharge protection) systems.

IP rating: IP67 for temporary flooding up to 3.28' depth for up to a maximum of 30 mins.

IK rating: IK 10

ETL Certification: ETL, wet location

Optics: Fixed Frosted.

Color temperatures: RGBW with 3000K Warm White – RGBW with 4000K Neutral White.

CRI: 80+

Lumen Maintenance: L70 projections tested at Tj 65° C and Ta 25°.

Warranty: 5-year Limited Warranty on fixtures. 1-year Limited Warranty on Remote Drivers.



12.6" (10W)

20.1" (16W)

39.4" (25W)

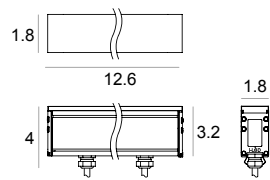
Nominal Lumens RGB/RGBW	12.6"	20.1"	39.4"
Red	90	144	288
Green	141	192	384
Blue	84	96	192
White 3K/4K	210 / 210	336 / 336	672 / 672

Ordering Information										
AR	RF	FR			IDMX		GE	+		
Product	Mounting/ Frame	Type	Length	Wattage	Operation	Color Temp	Optic		Housing (Required) ¹	Cables ¹
AR = Archiline	RF = Recessed Frameless	FR = Frosted	12 = 12.6"	10 = 10W	IDMX = Integral w/DMX interface	R3 = RGBW (3K) R4 = RGBW (4K)	GE = General Illumination		E98724 (12) E98725 (20) E98726 (39)	E98660
			20 = 20.1"	16 = 16W						E98661
			39 = 39.4"	25 = 25W						E98662 E98663 E98986

¹ See page 2



12.6" 10W IDMX

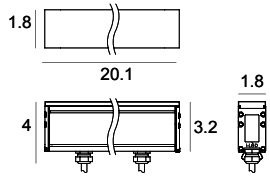


HOUSING

E98724
Outer Housing
12.68" L x 2.95" W x 5.51" H



20.1" 16W IDMX

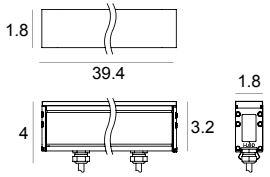


HOUSING

E98725
Outer Housing
20.20" L x 2.95" W x 5.51" H



39.4" 25W IDMX



HOUSING

E98726
Outer Housing
39.49" L x 2.95" W x 5.51" H



Cables power+DMX

E98660	E98661	E98662	E98663	E98986
39.4" feed cable all in one power + DMX F 6 pin to bare leads	196.9" feed cable all in one power + DMX F 6 pin to bare leads	39.4" extension all in one power + DMX M+F 6 pin	196.9" extension all in one power + DMX M+F 6 pin	DMX 1200 terminator