

3" ProTools Downlight

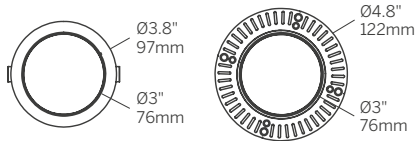
Round Regressed Lens



Micro-prismatic Opal (RMPO) /
Bezel Trim (RBT)

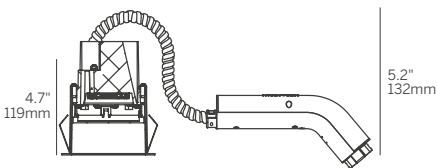


Micro-prismatic Opal (RMPO) /
Bezel Trim (RBT)

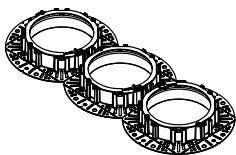


Bezel Trim (RBT)

Plaster Trim (RPT)



Minimum of 5.2" (132mm) ceiling void is required to install the integral driver from below the ceiling.



Multiple luminaire configurations for plaster trim. See Multiple Luminaire specsheet for details.

Ordering Information										
Model	Fixation	Power ^{1,2}	CRI	CCT ^{2,3}	Driver ⁶	Cover	Beam	Trim Finish ⁷	Cover Finish ⁷	Options
WG-75RPTDLR						RMPO	85		W	
WG-75RPTDLR	RPT RBT	L M H TW WD	92 98 90 95	27 30 35 40 RD010 RPEQ0 DALI ⁴	S S010 SPH PEQ0 RD010 RPEQ0 DALI ⁴	RMPO	85	W (std) S F	W (std) S F	CP IC NC LP

Luminaire

- Part of a complete family of 3" aperture matching downlights.
- Regressed lens removes the brightness from the ceiling while maintaining a wide, general pattern of illumination.
- Wide angle light for general illumination.
- High lumen output and excellent color rendition for all applications.
- Installs from below the ceiling for new and retrofit installations.
- Multiple luminaire configurations for plaster trim. See Multiple Luminaire specsheet for details.

Fixation

- RPT = Recessed Plaster Trim
- RBT = Recessed Bezel Trim

Power^{1,2}

- L = Low Power, 5.9W @ 350mA
- M = Mid Power, 8.6W @ 500mA
- H = High Power, 12.4W @ 700mA
- TW = 9W @ 500mA
- WD = 11.8W @ 350mA

CRI

- 92 = 92 CRI
- 98 = 98 CRI
- 90 = 90 CRI (TW only)
- 95 = 95 CRI (WD only)

CCT (Low/Mid/High Power)^{2,3}

- 27 = 2700K, (727/989/1306 lm)
- 30 = 3000K, (782/1064/1405 lm)
- 35 = 3500K, (782/1064/1405 lm)
- 40 = 4000K, (837/1139/1505 lm)
- TW = Tunable White 1800 - 4000K, (610 - 1060 lm)⁴
- WD = Warm Dimming 1800 - 3000K, (31 - 1150 lm)⁵

Integral Driver⁶

- S = Standard non-dim driver, 120-277V
- S010 = Standard 10% 0-10V dimming, 120-277V
- SPH = Standard 10% Phase Dimming, 120V only (available in low and mid power only)
- PEQ0 = Lutron Hi-lume Premier 0.1% EcoSystem, 120-277V

Remote Driver⁶

- RD010 = EldoLED, 1% 0-10V dimming, 120-277V
- RPEQ0 = Lutron Hi-lume Premier 0.1% EcoSystem, 120-277V
- DALI = EldoLED, 0.1%, DALI dimming (Tunable White), 120-277V⁴

Cover

- RMPO = Round Micro-prismatic Opal

Beam

- 85 = 85° Beam Angle

Trim Finish⁷

- W = White, 15% gloss, Tiger Drylac 49/11350 (standard)
- S = Silver, 15% gloss, Tiger Drylac 49/90500
- F = Custom finish, specify RAL code

Cone Finish⁷

- W = White, 15% gloss, Tiger Drylac 49/11350 (standard)

Options

- CP = Chicago Plenum Housing
- IC = Insulated Ceiling Housing
- NC = New Construction Housing
- LP = Landing Pan (specify for Acoustic Ceiling Tile installation)

Emergency Remote Only

- Emergency LED battery backup available, ordered separately

1. Wattage shown does not include power supplies/drivers. System wattage adds 10-20%.
2. Other lumen packages available, consult factory.
3. Source lumens shown, see IES files for delivered lumens.
4. Available with NC, IC or CP Housing in accessible ceiling for remote driver only.
5. WD available with PEQ0 integral driver, and RD010, RPEQ0 remote drivers.
6. See power supply page for details.
7. See Tiger Drylac color chart: inter-lux.com/tiger