

# Linear - Constant Current driver information

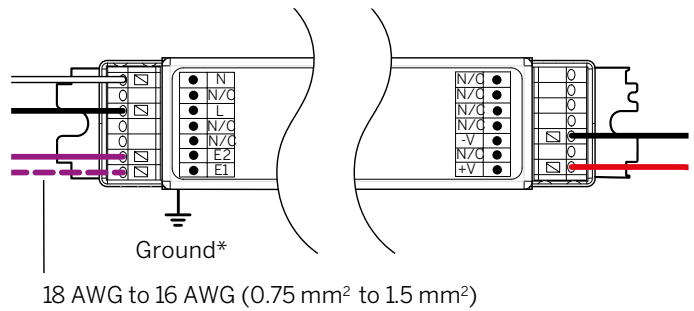
Please refer to driver manufacturer's website for current data sheets and wiring guidelines.

FIXTURES PER DRIVER - PROTOOLS 60 LINEAR 6" / 12"					
Driver	Length	Power [W / Ft]			
		P1 [3.0]	P2 [6.0]	P3 [10.0]	P4 [15.0]
E1 (30W)	6"	10	8	5	3
E1 (75W)	6"	10	10	10	8
L1	6"	-	-	-	-
DALI	6"	10	10	10	8
TQ	6"	-	-	-	-
E1 (30W)	12"	5	4	2	1
E1 (75W)	12"	5	5	5	4
L1	12"	-	-	-	-
DALI	12"	5	5	5	4
TQ	12"	-	-	-	-

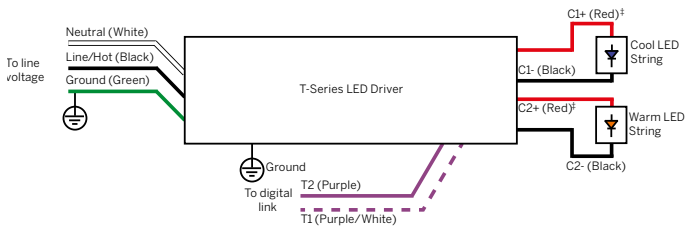
**E1 = EldoLED 0.1% dimming, 0-10V (120-277V)** [spec sheet](#) [30W](#) | [75W](#)



**L1 = Lutron 1% dimming, Ecosystem (120-277V)** [spec sheet](#)



**TQ = T-Series for Lutron Quantum 0.1% (120-277V)**  
(Tunable White Only) [spec sheet](#)

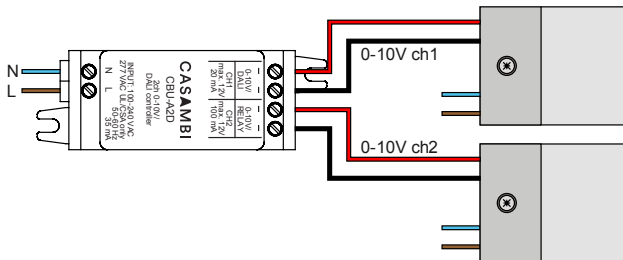


**DALI = EldoLED Dali DT8 0.1% (120-277V)** [spec sheet](#)



**BT = Wireless CAS – Casambi (Must be specified with E1 or DALI)** [spec sheet](#)

**BT + E1**



**BT + DALI = TW**

**DALI Driver**

