


HATCH LED DRIVERS



GENERAL INFORMATION

LED Driver Type	Constant Current (Class 2)
Maximum Wattage	12 Watts
Input Voltage	120 VAC \pm 10% Dedicated or 120-277 VAC Universal
Input Frequency	50/60Hz
Total Harmonic Distortion	<20%

CASE STYLE B: POLYCARBONATE



ELECTRICAL SPECIFICATIONS

Watts	Rated Current	Output Voltage	Dimming Type	Input Voltage	Input Power	Input Current	Power Factor	Efficiency	Hatch Part Number
0-10V Dimming									
12W	350mA	17-34 VDC	0-10V Dimming	120-277 VAC	15W	0.13/0.07A	>0.90	79%	LC12-0350Z-UNV-B
	500mA	12-24 VDC	0-10V Dimming	120-277 VAC	15W	0.13/0.07A	>0.90	80%	LC12-0500Z-UNV-B
	700mA	10-17 VDC	0-10V Dimming	120-277 VAC	15W	0.13/0.07A	>0.90	80%	LC12-0700Z-UNV-B
	*260mA	23-46 VDC	Phase Dimming	120 VAC	14W	0.14A	>0.90	78%	*LC12-0260P-120-B
	350mA	17-34 VDC	Phase Dimming	120 VAC	15W	0.14A	>0.90	80%	LC12-0350P-120-B
	500mA	12-24 VDC	Phase Dimming	120 VAC	15W	0.14A	>0.90	79%	LC12-0500P-120-B
	700mA	8-17 VDC	Phase Dimming	120 VAC	15W	0.14A	>0.90	78%	LC12-0700P-120-B

PRODUCT FEATURES

- Short circuit and overload protection
- Suitable for dry and damp locations
- Withstanding voltage: I/P - O/P 2.8kVDC, 2mA
- Operating Temperature range: -40°C to 90°C (measured at Tcase)
- MTBF (phase dim): 570,000 hours @ 40°C ambient (-70°C case temp)
- MTBF (0-10 dim): 343,000 hours @ 40°C ambient (-70°C case temp)
- Surge voltage rating: L-N 2kV
- Output Current tolerance +/- 5% @ 25°C
- Inrush Current: <20A Max @ 120VAC, cold start 25°C

APPROVALS

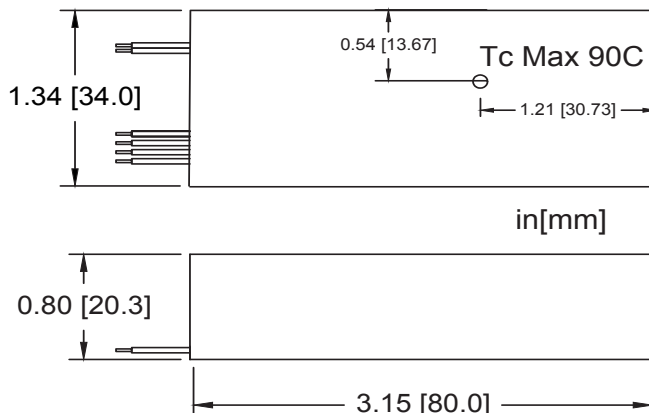
*Class 2 US Only

- UL 8750 recognized component
- EN61000-3-2
- EMC: Meets FCC47 CFR Part 15 (Class B) consumer limits



TYPE
HL

MECHANICAL SPECIFICATIONS: CASE STYLE C



DIMENSIONS [IN/MM]

Length:	3.14 [79.8]
Width:	1.33 [33.8]
Height:	0.80 [20.3]

WIRING INFORMATION

Input:	12", Black (L), White (N) #18AWG
Output:	12", Red (+), Blue (-) #18AWG

PACKAGING INFORMATION

Weight:	4.0 oz
Quantity:	160pc/carton

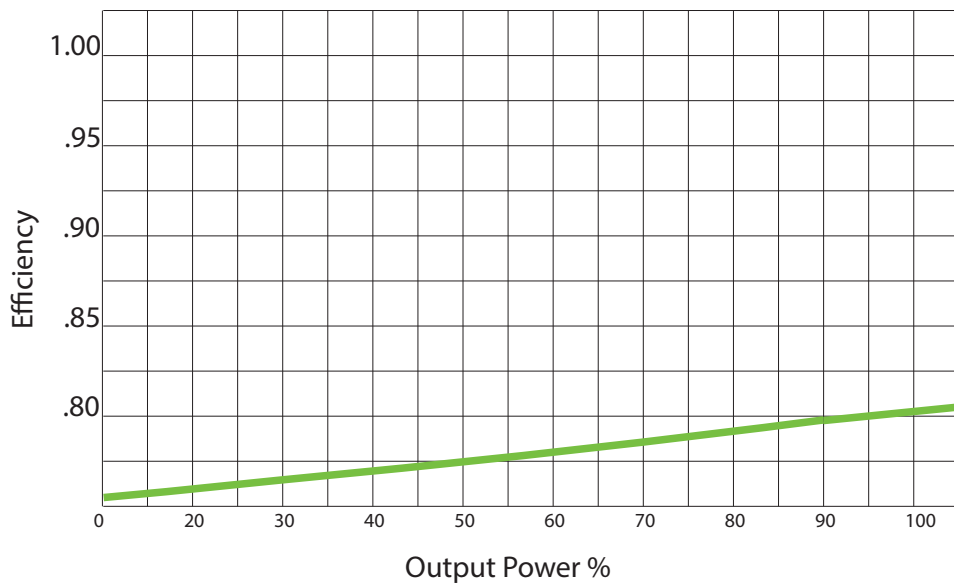
WARRANTY

- 5 year limited warranty

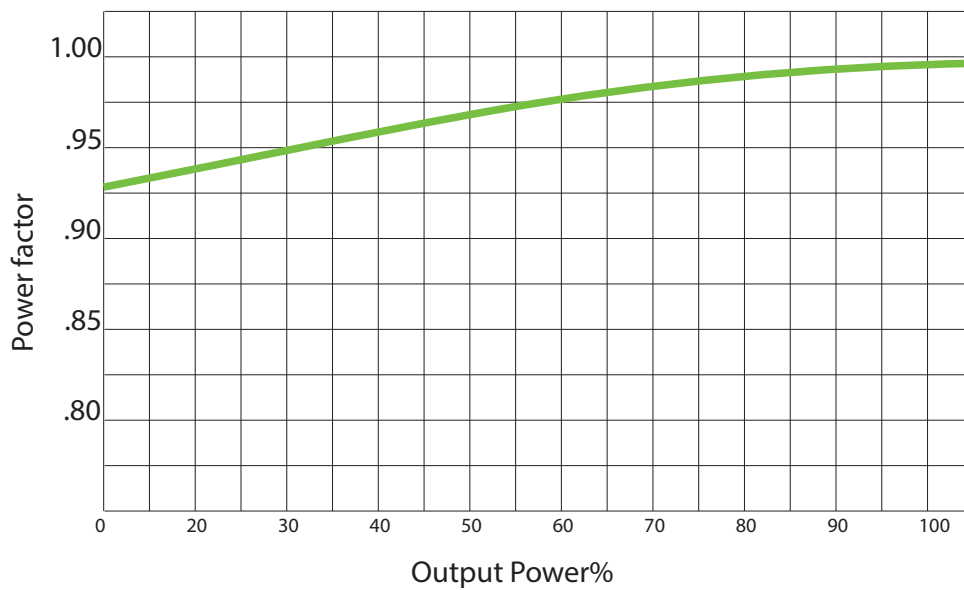
Specifications subject to change without notice.

PERFORMANCE CURVES

Efficiency vs. Output Power

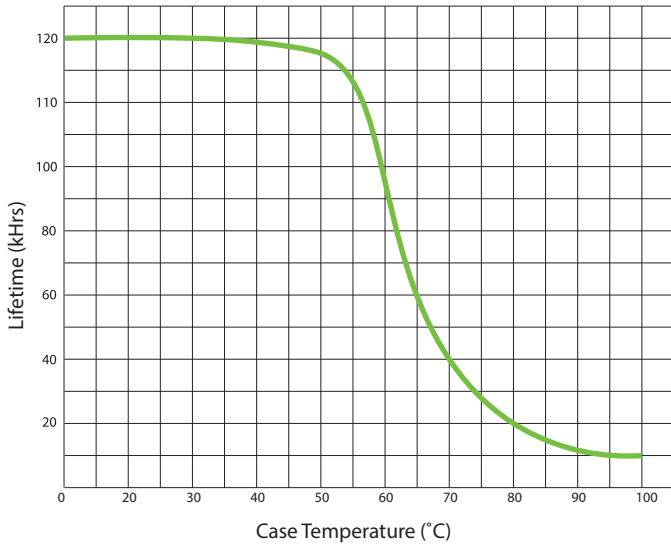


Power Factor vs. Output Power

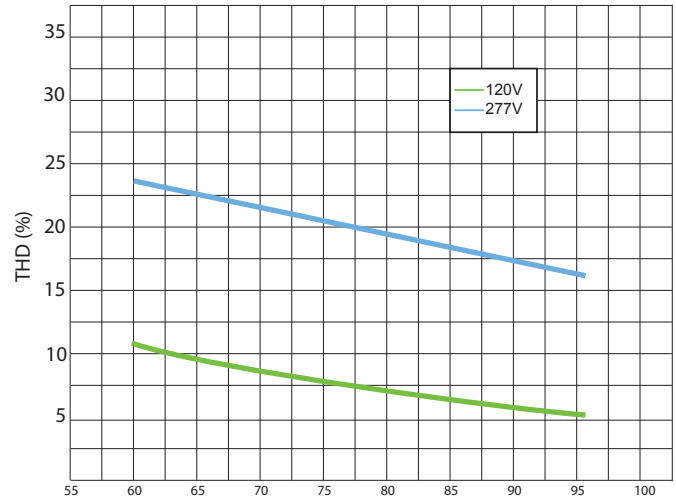


PERFORMANCE CURVES

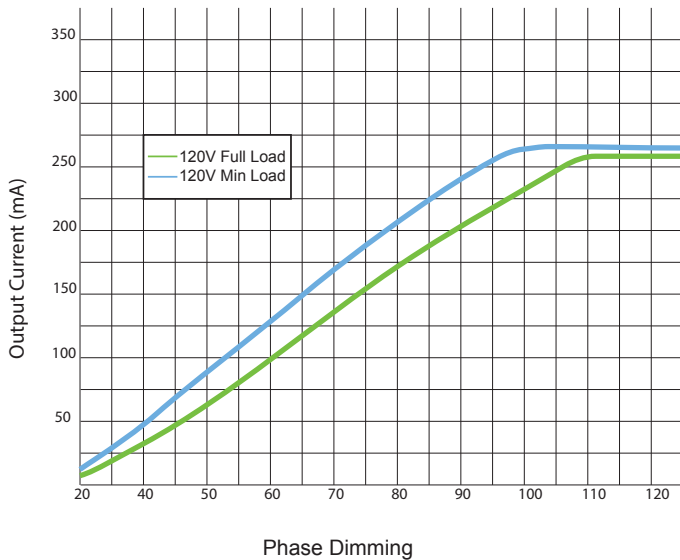
Lifetime vs. Case Temperature



THD vs Output Power



Dimming Curve



Dimming Curve

