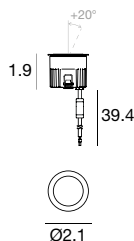


Orma Flush Trim | Wall Washer | 2.1" Ø



C.C. 4W DC 350 mA	Cct	lm S - D	Optic
Steel/Alu E83631	M 2700	490 - 129	07 Asymm. -
	W 3000	490 - 129	
	N 4000	529 - 140	


Power supply options (remote only)

ECO30W-350	SOLO50W-350	SOLO100W-350
0-10V EldoLED ECOdrive 30W for 1-3 fixtures	0-10V EldoLED SOLOdrive 50W for 1-6 fixtures	0-10V EldoLED SOLOdrive 100W for 1-12 fixtures

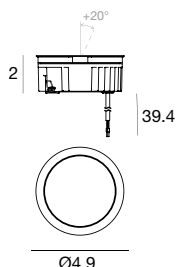
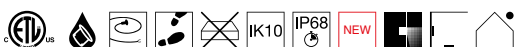
C.V. 24 V - 5W DC	Cct	lm S - D	Optic
Steel/Alu E83633	M 2700	490 - 129	07 Asymm. -
	W 3000	490 - 129	
	N 4000	529 - 140	

Power supply options (remote only)

OT96-D010	OT96-JBX
Osram, 10% 0-10V dim, 96W, 24VDC, 120-277VAC, supplied in a Dry location enclosure	Osram, Non-dim 24VDC, 120-277VAC, Wet location

E99650 Concrete Casing PVC	Ø2.2  3 Ø3.8	E99560* Round Vandal Resistant Casing PVC	Ø2.8  3.1 Ø3.8
E99855* Square Vandal Resistant Casing PVC	2.9  3.1 Ø3.8	E83251 Tile Casing PVC	3  Ø2.2

Orma Flush Trim | Wall Washer | 4.9" Ø

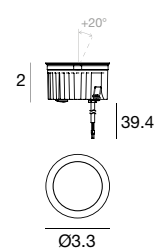
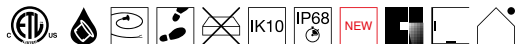


C.C. - 12W DC 350 mA	Cct	lm S - D	Optic
Steel/Alu E83639	M 2700	1724 - 598	07 Asymm. -
	W 3000	1724 - 598	
	N 4000	1854 - 643	

Power supply options (remote only)

ECO30W-350	SOLO50W-350	SOLO100W-350
0-10V EldoLED ECOdrive 30W for 1 fixture	0-10V EldoLED SOLOdrive 50W for 1-2 fixtures	0-10V EldoLED SOLOdrive 100W for 1-4 fixtures

Orma Flush Trim | Wall Washer | 3.3" Ø



C.C. - 8W DC 220 mA	Cct	lm S - D	Optic
Steel/Alu E83635	M 2700	1080 - 300	07 Asymm. -
	W 3000	1126 - 313	
	N 4000	1188 - 330	

Power supply options (remote only)





ECO30W-220	SOLO50W-220	SOLO100W-220
0-10V EldoLED ECOdrive 30W for 1 fixture	0-10V EldoLED SOLOdrive 50W for 1-2 fixtures	0-10V EldoLED SOLOdrive 100W for 1-4 fixtures

C.V. 24 V - 9W DC	Cct	lm S - D	Optic
Steel/Alu E83637	M 2700	1193 - 333	07 Asymm. -
	W 3000	1244 - 347	
	N 4000	1313 - 366	

Power supply options (remote only)

OT96-D010	OT96-JBX
Osram, 10% 0-10V dim, 96W, 24VDC, 120-277VAC, supplied in a Dry location enclosure	Osram, Non-dim 24VDC, 120-277VAC, Wet location

E99651 Concrete Casing PVC	Ø3.4  3 Ø4.5	E99563* Round Vandal Resistant Casing PVC	Ø4.1  3.1 Ø4.5
E99856* Square Vandal Resistant Casing PVC	4.1  3.1 Ø114	E83252 Tile Casing PVC	3  Ø3.4

E99652 Concrete Casing PVC	Ø5  3 Ø6.1	E99564 Round Vandal Resistant Casing PVC	Ø5.7  3.1 Ø6.1
E99857* Square Vandal Resistant Casing PVC	5.7  3.1 Ø6.1	E83253 Tile casing PVC	3  Ø5

technical information

NOTE: Using a Square Trim casing or a Vandalproof Round casing will make the fixture Semi-Flush.
Delivered lumens shown are for 35 Flood, 30 Flood or 00 General optic and without glare control (HC or DL).
Rated for temporary submersion up to 15' depth for up to a maximum of 1 hr and 30 min.
NOT suitable for submersible installations.
Inter-lux reserves the right to make technical changes without notice.