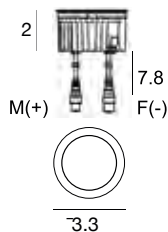
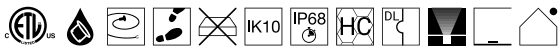


**Orma Flush Trim | Fixed | 3.3" Ø (RGBW)**



Material	Part Number	Cct	Optic
Steel/Alu	<b>E81322</b>	<b>Q</b> RGBW natural white	<b>06</b> N.Spot -
		<b>V</b> RGBW warm white	<b>15</b> Spot -
			<b>45</b> W.Flood -
			<b>00</b> General -

Quad-chip LED

**Power supply options (remote only)**

**PWR50W-630**  
DMX EldoLED  
POWERdrive 50W  
for 1-5 fixtures

**E99651**  
Concrete casing  
PVC



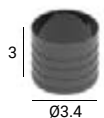
**E99563\***  
Round Vandal Resistant casing  
PVC



**E99856\***  
Square Vandal Resistant casing  
PVC



**E83252**  
Tile casing  
PVC



**Feed Cables\*\***

E99216	E89190	E98476	E98477
59 in. DC(+) power cable F 4 pin M12	196 in. DC(+) power cable F 4 pin M12	59 in. DC(-) power cable M 4 pin M12	196 in. DC(-) power cable M 4 pin M12

\*\* One Female DC(+) and one Male DC(-) required per driver

**Extension Cables\*\*\***

E98437	E98149	E89188
39 in. Extension power cable M+F 4 pin M12	196.85 in. Extension for power cable M+F 4 pin M12	393.7 in. Extension for power cable M+F 4 pin M12

\*\*\*Required between fixtures powered from the same driver

**RTG E81187W30**

\*NOTE: Using a Square Trim casing or a Vandalproof Round casing will make the fixture Semi-Flush\*. Delivered lumens shown are for 35 Flood, 30 Flood or 00 General optic and without glare control (HC or DL).  
Rated for temporary submersion up to 15' depth for up to a maximum of 1 hr and 30 min. NOT suitable for submersible installations.  
Inter-lux reserves the right to make technical changes without notice.

