

4" ProTools DLX Adjustable

Square Asymmetric Cone - Adjustable Beam



Recessed Plaster Trim



Recessed Bezel Trim

Ordering Information

Model	Fixation	Power ^{1,2}	CRI/CCT ⁴	Driver ⁵	Cover	Lens	Beam	Finish ⁶	Options
WG-100SPTDLX	RPT RBT	L M H XH TW WD ³	927 930 935 940 TW WD ³	X S D010 PEQ0 DFPN TW	SAC	OA	13-48 (Zoom)	W S ⁷	LP CP IC

Luminaire

- 4" square adjustable downlight with 2" light aperture.
- Regressed aperture / lens position.
- 13-48 degree zoom.
- No light leak or view into ceiling void from below due to a unique light leak hood.
- Luminaire and driver installed and maintained from below the ceiling.
- Modular interchangeability throughout the entire ProTools range of products.
- Tilt 45°, rotation 365°, 144 step.
- Multiple luminaire configurations for plaster trim. See Multiple Luminaire specsheet for details.

Fixation

- RPT = Recessed Plaster Trim
- RBT = Recessed Bezel Trim

Power^{1,2}

- L = Low Power, 5.7W @ 350mA
- M = Mid Power, 8.4W @ 500mA
- H = High Power, 12W @ 700mA
- XH = Extra High Power, 17.8W @ 1050mA
- TW = 9W @ 500mA
- WD = 0.4 - 11.8W @ 350mA³

CRI/CCT⁴

- 90+ CRI (Low/Mid/High/Extra High)
- 927 = 2700K, (720/999/1344/1884 lm)
 - 930 = 3000K, (775/1075/1447/2027 lm)
 - 935 = 3500K, (775/1075/1447/2027 lm)
 - 940 = 4000K, (830/1151/1549/2171 lm)
 - TW = Tunable White 1800 - 4000K, (610 - 1060 lm)
 - WD = Warm Dimming 1800 - 3000K, (31 - 1150 lm)³

Driver⁵

- X = Remote driver, ordered separately
- S = Standard non-dim driver, 120-277V
- D010 = EldoLED, 1%, 0-10V Driver, 120-277V
- PEQ0 = Lutron Hi-lume Premier 0.1% EcoSystem, 120-277V
- DFPN = Lutron Forward Phase 1% 120VAC
- TW = EldoLED, 0.1%, DALI dimming (TW), 120-277V

Cover

- SAC = Square Asymmetric Cone

Lens

- OA = Open Aperture

Beam

- 13-48 = 13-48° Beam Angle (Zoom) (TIR optic)

Finish⁶

- W = White, 15% gloss, Tiger Drylac 49/11350 (standard)
- S = Silver, 15% gloss, Tiger Drylac 49/90500⁷

Options

ProTools downlights require no additional options kits for remodel & new construction

- LP = Landing Pan
- CP = Chicago Plenum Housing
- IC = IC/NC Housing

¹ Other lumen packages available, consult factory.

² Wattage shown does not include power supplies/drivers. System wattage adds 10-20%.

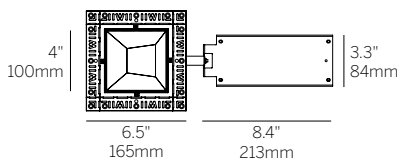
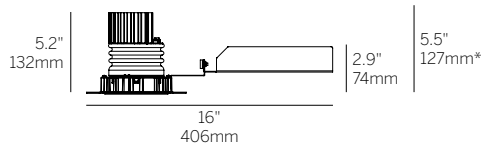
³ Available with PEQ0 and DFPN drivers only.

⁴ Source lumens shown.

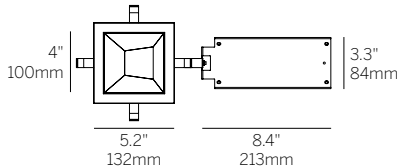
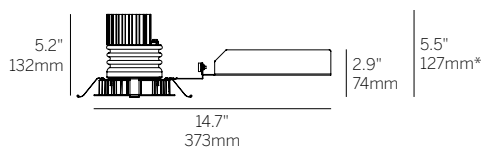
⁵ See power supply page for details.

⁶ See Tiger Drylac color chart: inter-lux.com/tiger

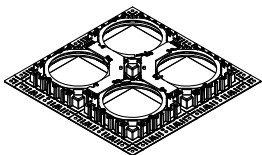
⁷ Plaster trim version includes white frame and silver cover.



Recessed Plaster Trim (RPT)



Recessed Bezel Trim (RBT)



Multiple luminaire configurations for plaster trim. See Multiple Luminaire specsheet for details.

*Minimum of 5.5" (127mm) ceiling void is required to install the integral driver from below the ceiling.

Cut Out: \square 4.75" / 121mm