

# 4" ProTools DLX Adjustable

## Round Regressed Pinhole - Narrow



Recessed Plaster Trim



Recessed Bezel Trim

### Ordering Information

WG-100RPTDLX					RRP		8		
Model	Fixation	Power <sup>1,2</sup>	CRI/CCT <sup>3</sup>	Driver <sup>4</sup>	Cover	Lens	Beam	Finish <sup>5</sup>	Options
WG-100RPTDLX	RPT RBT	L M H XH	927 930 935 940	X S D010 PEQ0	RRP	OA MPL RSC	8	W S <sup>6</sup>	LP CP IC

### Luminaire

- 4" round adjustable downlight with 2" light aperture.
- Regressed aperture / lens position.
- 35 degree cut-off.
- 8 degree very narrow beam.
- No light leak or view into ceiling void from below due to a unique light leak hood.
- Luminaire and driver installed and maintained from below the ceiling.
- Modular interchangeability throughout the entire ProTools range of products.
- Tilt 45°, rotation 365°, 144 step.
- Multiple luminaire configurations for plaster trim. See Multiple Luminaire specsheet for details.

### Fixation

- RPT = Recessed Plaster Trim
- RBT = Recessed Bezel Trim

### Power<sup>1,2</sup>

- L = Low Power, 4W @ 350mA
- M = Mid Power, 5.8W @ 500mA
- H = High Power, 8.4W @ 700mA
- XH = Extra High Power, 13W @ 1050mA

### CRI/CCT<sup>3</sup>

- 90+ CRI (Low/Mid/High/Extra High)
- 927 = 2700K, (360/480/630/850 lm)
  - 930 = 3000K, (380/510/670/910 lm)
  - 935 = 3500K, (380/510/670/910 lm)
  - 940 = 4000K, (410/560/730/980 lm)

### Driver<sup>4</sup>

- X = Remote driver, ordered separately
- S = Standard non-dim driver, 120-277V
- D010 = EdoLED, 1%, 0-10V Driver, 120-277V
- PEQ0 = Lutron Hi-lume Premier 0.1% EcoSystem, SoftOn/FadeToBlack, 120-277V

### Cover

- RRP = Round Regressed Pinhole

### Lens

- OA = Open Aperture
- MPL = Micro-prismatic Lens
- RSC = Satin Clear

### Beam

- 8 = 8° Beam Angle (TIR optic)

### Finish<sup>5</sup>

- W = White, 15% gloss, Tiger Drylac 49/11350 (standard)
- S = Silver, 15% gloss, Tiger Drylac 49/90500<sup>6</sup>

### Options

ProTools downlights require no additional options kits for remodel & new construction

- LP = Landing Pan
- CP = Chicago Plenum Housing
- IC = IC/NC Housing

### Optical Accessory Holder (Check up to 3 lenses and/or accessories below)

- HX = Hex Louver
- FG = Frosted Glass
- LS = Linear Spread Lens
- SOL = Solite Lens

<sup>1</sup> Other lumen packages available, consult factory.

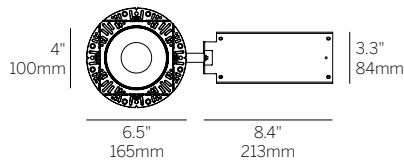
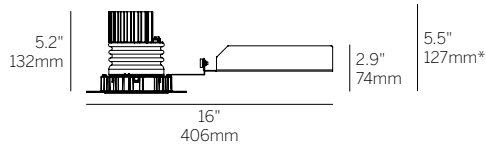
<sup>2</sup> Wattage shown does not include power supplies/drivers. System wattage adds 10-20%.

<sup>3</sup> Source lumens shown.

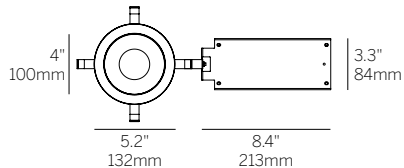
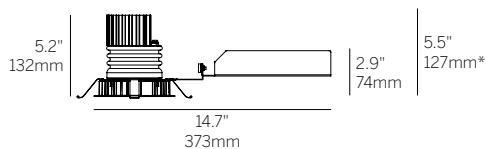
<sup>4</sup> See power supply page for details.

<sup>5</sup> See Tiger Drylac color chart: [inter-lux.com/tiger](http://inter-lux.com/tiger)

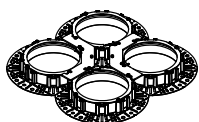
<sup>6</sup> Plaster trim version includes white frame and silver cover.



Recessed Plaster Trim (RPT)



Recessed Bezel Trim (RBT)



Multiple luminaire configurations for plaster trim. See Multiple Luminaire specsheet for details.

\*Minimum of 5.5" (127mm) ceiling void is required to install the integral driver from below the ceiling.

Cut Out: Ø 4.75" / 121mm