

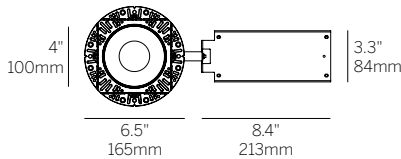
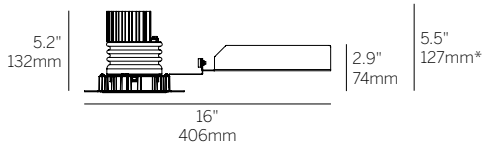
4" ProTools DLX Adjustable Round Recessed Cone - Narrow



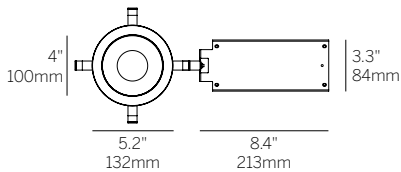
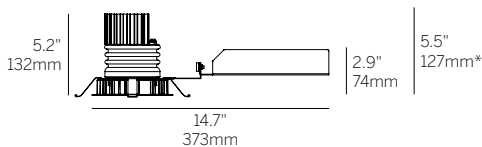
Recessed Plaster Trim



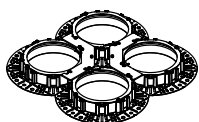
Recessed Bezel Trim



Recessed Plaster Trim (RPT)



Recessed Bezel Trim (RBT)



Multiple luminaire configurations for plaster trim.
See Multiple Luminaire specsheet for details.

*Minimum of 5.5" (127mm) ceiling void is required to install the integral driver from below the ceiling.

Cut Out: Ø 4.75" / 121mm

Ordering Information

WG-100RPTDLX					RRC		8		
Model	Fixation	Power ^{1,2}	CRI/ CCT ³	Driver ⁴	Cover	Lens	Beam	Finish ⁵	Options ⁷
WG-100RPTDLX	RPT RBT	L M H XH	927 930 935 940	X S D010 PEQ0 DFPN	RRC	OA MPL RSC	8	W S ⁶	LP CP IC WL

Luminaire

- 4" round adjustable downlight with 2" light aperture.
- Regressed aperture / lens position.
- 35 degree cut-off.
- 8 degree very narrow beam.
- No light leak or view into ceiling void from below due to a unique light leak hood.
- Luminaire and driver installed and maintained from below the ceiling.
- Modular interchangeability throughout the entire ProTools range of products.
- Tilt 45°, rotation 365°, 144 step.
- Multiple luminaire configurations for plaster trim. See Multiple Luminaire specsheet for details.

Fixation

- RPT = Recessed Plaster Trim
- RBT = Recessed Bezel Trim

Power^{1,2}

- L = Low Power, 4W @ 350mA
- M = Mid Power, 5.8W @ 500mA
- H = High Power, 8.4W @ 700mA
- XH = Extra High Power, 13W @ 1050mA

CRI/CCT³

- 90+ CRI (Low/Mid/High/Extra High)
- 927 = 2700K, (360/480/630/850 lm)
 - 930 = 3000K, (380/510/670/910 lm)
 - 935 = 3500K, (380/510/670/910 lm)
 - 940 = 4000K, (410/560/730/980 lm)

Driver⁴

- X = Remote driver, ordered separately
- S = Standard non-dim driver, 120-277V
- D010 = EdoLED, 1%, 0-10V Driver, 120-277V
- PEQ0 = Lutron Hi-lume Premier 0.1% EcoSystem, 120-277V
- DFPN = Lutron Forward Phase 1% 120VAC

Cover

- RRC = Round Recessed Cone

Lens

- OA = Open Aperture
- MPL = Micro-prismatic Lens
- RSC = Satin Clear

Beam

- 8 = 8° Beam Angle (TIR optic)

Finish⁵

- W = White, 15% gloss, Tiger Drylac 49/11350 (standard)
- S = Silver, 15% gloss, Tiger Drylac 49/90500⁶

Options⁷

ProTools downlights require no additional options kits for remodel & new construction

- LP = Landing Pan
- CP = Chicago Plenum Housing
- IC = IC/NC Housing
- WL = Wet Location (not available with open aperture)

Optical Accessory Holder (Check up to 3 lenses and/or accessories below)

- HX = Hex Louver
- FG = Frosted Glass
- LS = Linear Spread Lens
- SOL = Solite Lens

¹ Other lumen packages available, consult factory.

² Wattage shown does not include power supplies/drivers. System wattage adds 10-20%.

³ Source lumens shown.

⁴ See power supply page for details.

⁵ See Tiger Drylac color chart: inter-lux.com/tiger

⁶ Plaster trim version includes white frame and silver cover.

⁷ To specify multiple options, select the appropriate grouped codes from the dropdown e.g. LP-WL.