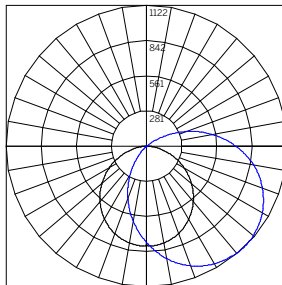


20 Linear Wash Light Suspended

WG-20LWW-SX-...-OD-W

Delivered Lumens Per Foot

		Power			
		L [3 W/ft]	M [6 W/ft]	H [10 W/ft]	RGBW [7.6 W/ft]
CCT	927	183	366	641	-
	930	199	398	697	-
	935	236	473	828	-
	940	281	562	983	-
	WD ²	140	291	421	-
	RGBW ³	-	-	-	238
UGR ⁴		37.4	39.9	41.7	-



BEAM ANGLE (0-180) = 110.2
BEAM ANGLE (90-270) = 110.9

ILLUMINANCE - 48" OD H 3500K

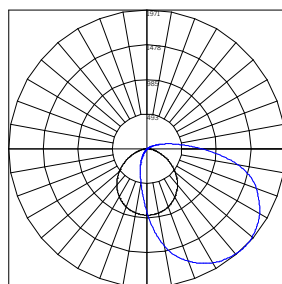
WG-20LWW-SX-...-S-48-H-935-...-OD-W...¹

Mounting Height [ft]	Illuminance [fc at max cd]	Beam Width [ft]
2	281	5.7
4	70	11.5
6	31	17.2
8	18	22.9
10	11	28.7
12	8	34.4
14	6	40.1
16	4	45.9
18	3	51.6
20	3	57.3

WG-20LWW-SX-...-SD-W

Delivered Lumens Per Foot

		Power			
		L [3 W/ft]	M [6 W/ft]	H [10 W/ft]	RGBW [7.6 W/ft]
CCT	927	251	502	879	-
	930	274	546	956	-
	935	324	649	1136	-
	940	385	771	1349	-
	WD ²	192	400	578	-
	RGBW ³	-	-	-	327
UGR ⁴		39.2	41.7	43.5	-



BEAM ANGLE (0-180) = 84.6
BEAM ANGLE (90-270) = 106

ILLUMINANCE - 48" SD H 3500K

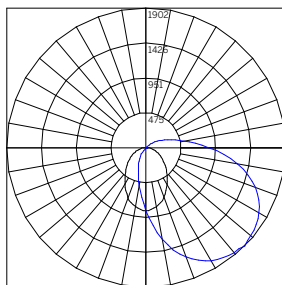
WG-20LWW-SX-...-S-48-H-935-...-SD-W...¹

Mounting Height [ft]	Illuminance [fc at max cd]	Beam Width [ft]
2	493	3.6
4	123	7.3
6	55	10.9
8	31	14.5
10	20	18.2
12	14	21.8
14	10	25.5
16	8	29.1
18	6	32.7
20	5	36.4

WG-20LWW-SX-...-MPL-W

Delivered Lumens Per Foot

		Power			
		L [3 W/ft]	M [6 W/ft]	H [10 W/ft]	RGBW [7.6 W/ft]
CCT	927	209	418	732	-
	930	228	454	795	-
	935	270	540	945	-
	940	321	641	1123	-
	WD ²	160	332	481	-
	RGBW ³	-	-	-	272
UGR ⁴		40.8	43.4	45.2	-



BEAM ANGLE (0-180) = 85.5
BEAM ANGLE (90-270) = 81.4

ILLUMINANCE - 48" MPL H 3500K

WG-20LWW-SX-...-S-48-H-935-...-MPL-W...¹

Mounting Height [ft]	Illuminance [fc at max cd]	Beam Width [ft]
2	476	3.7
4	119	7.4
6	53	11.1
8	30	14.8
10	19	18.5
12	13	22.2
14	10	25.9
16	7	29.6
18	6	33.3
20	5	37.0

Power Multiplier				
	L [3 W/ft]	M [6 W/ft]	H [10 W/ft]	RGBW [7.6 W/ft]
9XX/RGBW	0.29	0.57	1.00	0.29
WD	0.17	0.35	0.51	-
CCT Multiplier				
	927	930	935	940
	0.77	0.84	1.00	1.19

- 1 Polar Plot and Cone of Light are applicable to part number noted; use Multiplication Factor table to approximate other models or refer to online photometry.
- 2 WD lumen data at maximum output (3000K).
- 3 RGBW lumen data at maximum output with 3000K White LED.
- 4 UGR value noted is the maximum UGR (crosswise) with 935 LEDs / 48" length.