


Z Cove - Concealed Vertical Illumination

WG ZCF-RPT-S, WG ZCF-RBT-S, WG ZCF-RGT-S



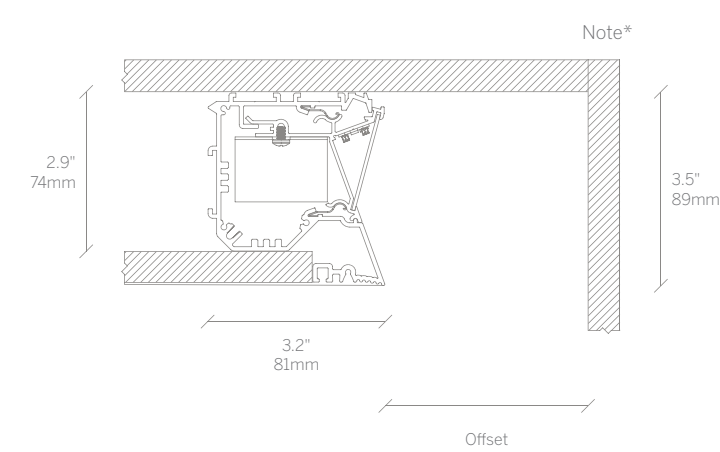
Z Cove is a knife edge perimeter slot system for continuous illumination of vertical surfaces from a narrow and shallow pocket. A laminated micro-prismatic lens, specifically developed by Whitegoods for this luminaire, projects light down the wall delivering a smooth graduated effect.

The aluminum mounting profile can be supplied to any length mounted as a continuous run, and is suitable for various ceiling types. The integral driver and LED are simple to install and maintain, both housed on the removable geartray with through wiring.

The leading-edge of the aluminum profile creates a super crisp finish to the detail and the ceiling, concealing the luminaire in the pocket above.

Mounting and Recommended Spacing

WG 20ZCF-RPT-S shown with mounting to plenum structure

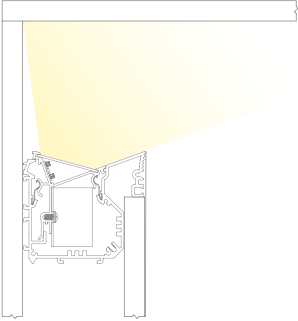


Installs within less than a single layer of standard 3 5/8" gypsum framing system and 5/8" board.

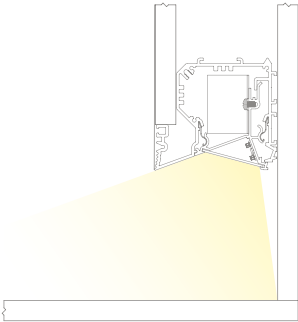
Note*	Offset
Paint out all internal surfaces of cove in matt white.	Typical Offset 12"
	Optimum Offset 6-12"
	Minimum Offset 2.5"

Alternative Mounting Options

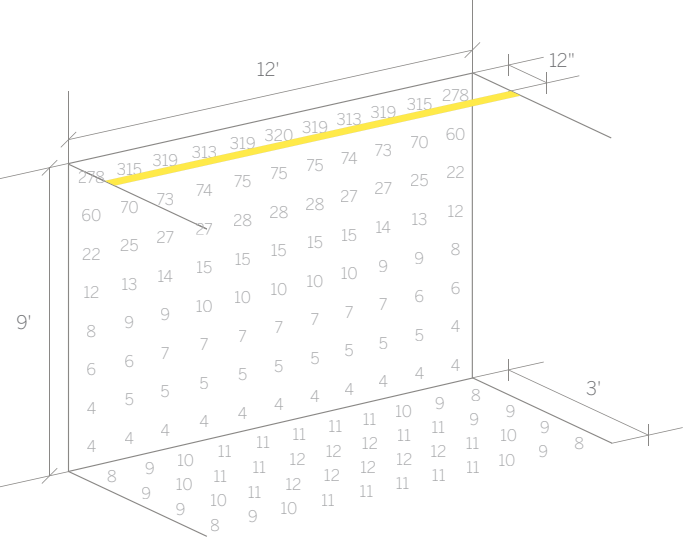
Ceiling Wash



Floor Wash



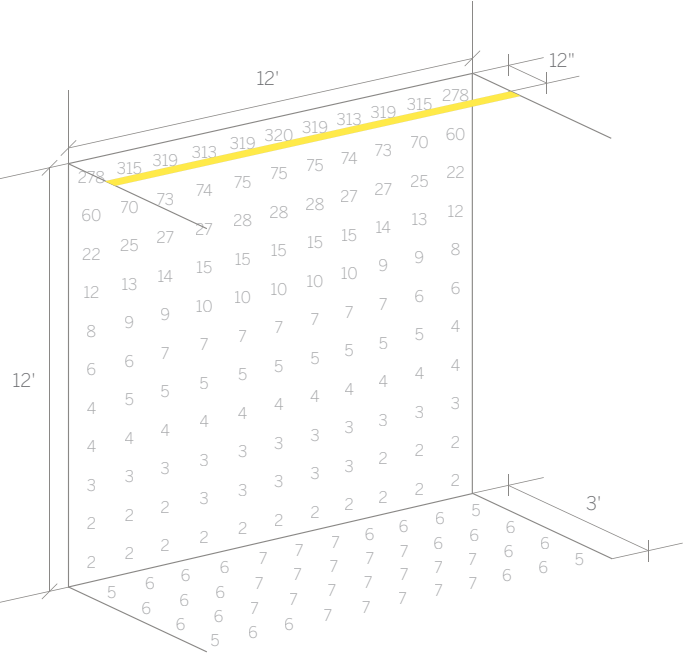
9' Ceiling, 12" Optimum Offset



These diagrams indicate light levels to be expected on the wall and floor when using these luminaire types at various distances from the wall.

This page shows what we feel are the optimal offsets for the ceiling heights as shown. The following page shows results at different offsets.

12' Ceiling, 12" Optimum Offset



Values in Foot Candles

Calculated on the following basis:

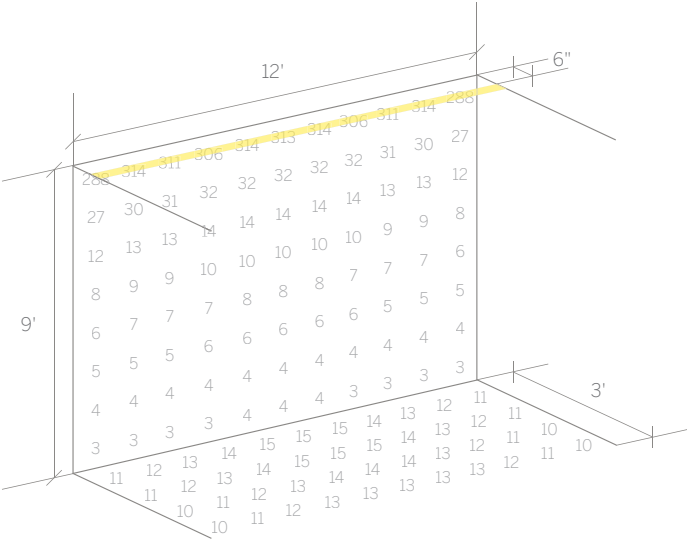
Reflectances	Maintenance Factor	LED	Diffuser
Ceiling 70%	1.0	897lm/ft*	Satin Clear
Walls 50%		3000 Kelvin	
Floor 20%		90 CRI	

*Lumen data correct at the time of print. Source lumens shown. For up to date lumen data refer to specsheet.

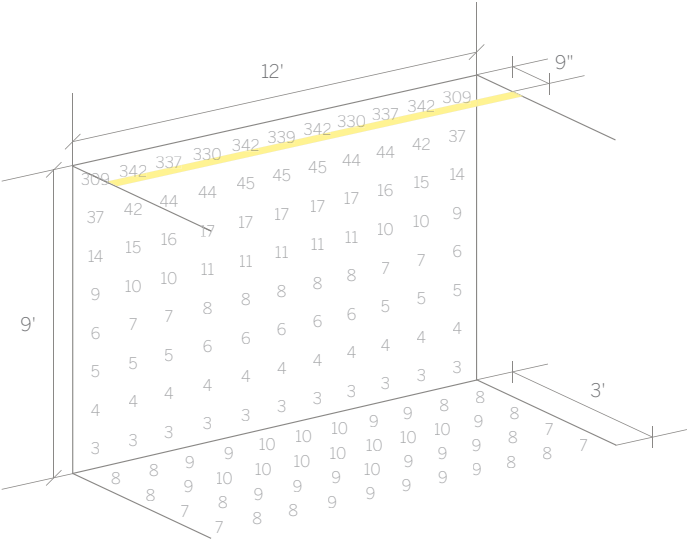
Z Cove - Concealed Vertical Illumination

WG ZCF-RPT-S, WG ZCF-RBT-S, WG ZCF-RGT-S

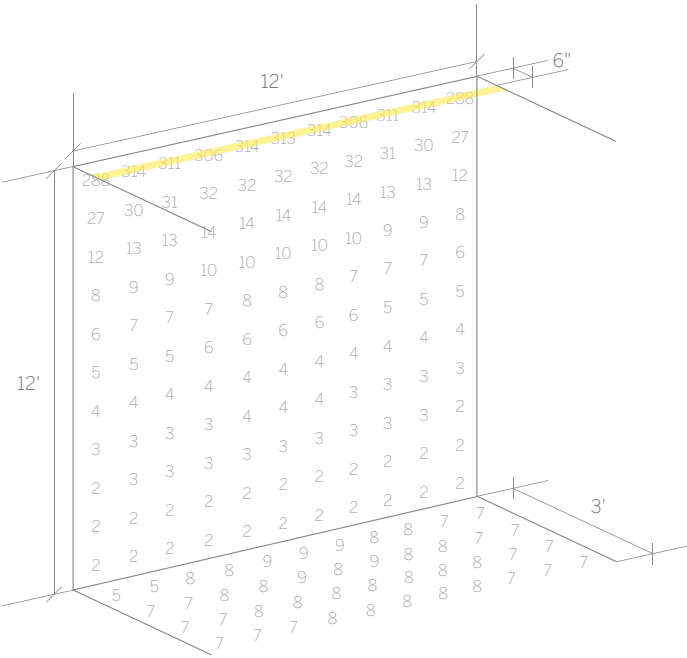
9' Ceiling, 6" Offset



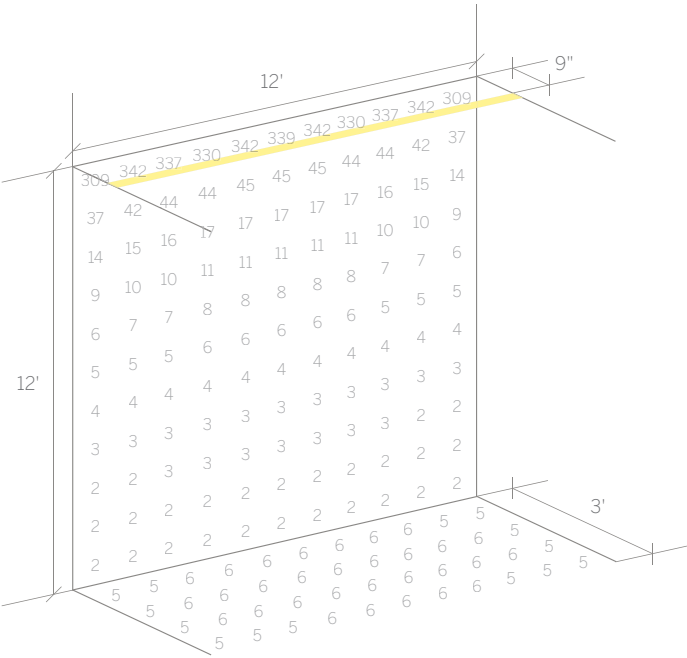
9' Ceiling, 9" Offset



12' Ceiling, 6" Offset



12' Ceiling, 9" Offset



Values in Foot Candles

Calculated on the following basis:

Reflectances	Maintenance Factor	LED	Diffuser	Z Cove	
Ceiling 70%	1.0	897lm/ft*	Satin Clear	All Trim Options	
Walls 50%		3000 Kelvin			
Floor 20%		90 CRI		Product Details	218-219

