

Tour Pendant Round Indirect



General: Tour is a comprehensive family of large pendants created to become integral part of any architectural design. Tour is available in Round, Square or Rectangular shape, with multiple sizes to choose from, and several distributions (Direct, Indirect, Direct/Indirect, Inside). Lobby spaces, conference rooms, retail stores are just some of the many applications Tour could be the perfect fit for.

Fixture Body: Powder Coated Aluminum 6060 (superior corrosion resistance).

Diffuser: Opaline UV resistant Polycarbonate.

Mounting: Suspension.

Dimensions/Weight: 29.2" (9.26 lbs) – 35.9" (11.46 lbs) – 56.3" (15.43 lbs) – 96.5" (24.25 lbs)

Driver: 120-277V. Integral inside canopy (0-10V Dimming), or Remote (0-10V Dimming or Non-Dim).

Operation: Constant Voltage, 24V DC (CV).

Wattages: 37.5W (29.1") – 45W (35.9") – 70W (56.3") – 114W (96.5").

Power Over Suspension Cable: Max 196.9" length.

IP rating: IP40. Fixture is protected against solid objects greater than 0.04".

ETL Certification: ETL, dry location

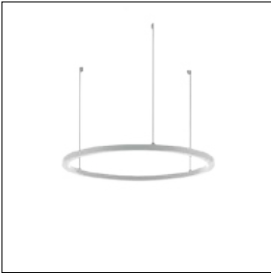
Optics: Fixed, Indirect (Up Emission). General Illumination.

Color temperatures: 3000K – 3500K – 4000K.


CRI: 80+

Lumen Maintenance: L70 projections tested at Tj 65° C and Ta 25°.

Warranty: 5-year Limited Warranty on fixtures. 1-year Limited Warranty on Remote Drivers.



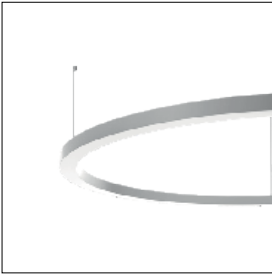
29.2" (37.5W)



35.9" (45W)



56.3" (70W)



96.5" (114W)

Delivered Lumens*	35.9"	29.1"	56.3"	96.5"
GE	2624	3181	4951	8357

*Values shown for 3000K

Ordering Information							
TOU		IND			GE		
Product	Trim/Finish	Type	Diameter/Size	Wattage/Operation	Color Temp	Optic	+ Remote Driver (Required) ¹
TOU = Tour	ROWH = Round White ROBL = Round Black RONI = Round Nickel ROGO = Round Gold ROBR = Round Bronze RORG = Round Rose Gold	IND = Indirect Distribution (Up)	29 = 29.2"	38 CV = 37.5W / Remote Constant Voltage 24VDC	30 = 3000K 35 = 3500K 40 = 4000K	GE = General Illumination	Remote Driver: ² E64575+OT96-D010 E64670+OT96-D010 E64671+OT96-D010 E63700+OT96-D010 E64673+OT96-D010 E65141+OT96-D010 Driver in Canopy: E64578 E64580 E65142 E65152 E65144 E65154 E63706 E63708 E65148 E65158 E65150 E65160
			36 = 35.9"	45 CV = 45W / Remote Constant Voltage 24VDC			
			56 = 56.3"	70 CV = 70W / Remote Constant Voltage 24VDC			
			97 = 96.5"	114 CV = 114W / Remote Constant Voltage 24VDC			

¹ See page 2

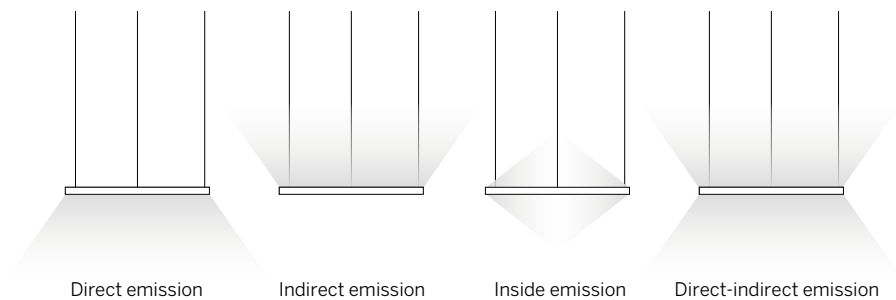
² 96.5" fixture requires two 3-cone kits and two remote drivers



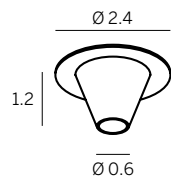
Tour Pendant Round Indirect

Emissions range

Tour comes with four different emissions: direct, indirect, inside and direct-indirect. Four lighting effects that can be combined with each other in countless combinations to transform the environments with a minimal and contemporary light.



3-cone fixing kit (Remote Driver)



type

White	E64575
Black	E64670
Nickel	E64671

Gold	E63700
Bronze	E64673
Rose gold	E65141

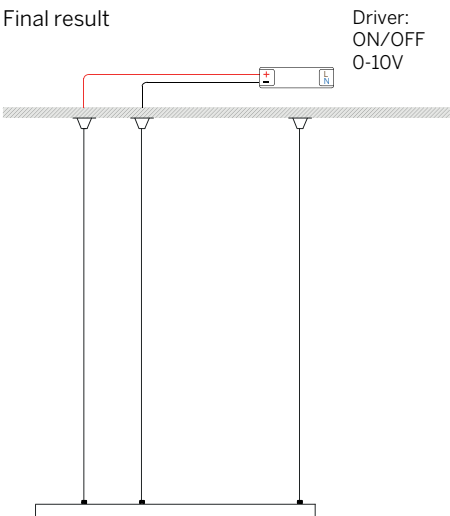
Note: 96.5"Ø requires two fixing kits with 3-cones each

OT96-D010

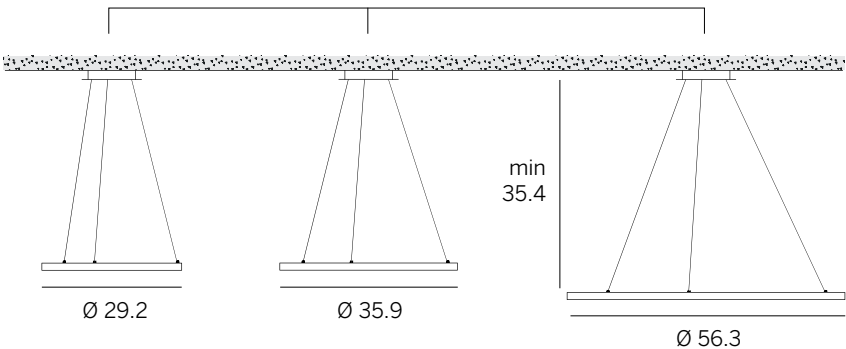
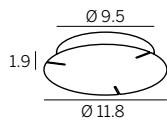
Osram, 10% 0-10V dim, 96W, 24VDC, 120-277VAC, supplied in a Dry location enclosure

Note: 96.5"Ø requires two drivers

Final result



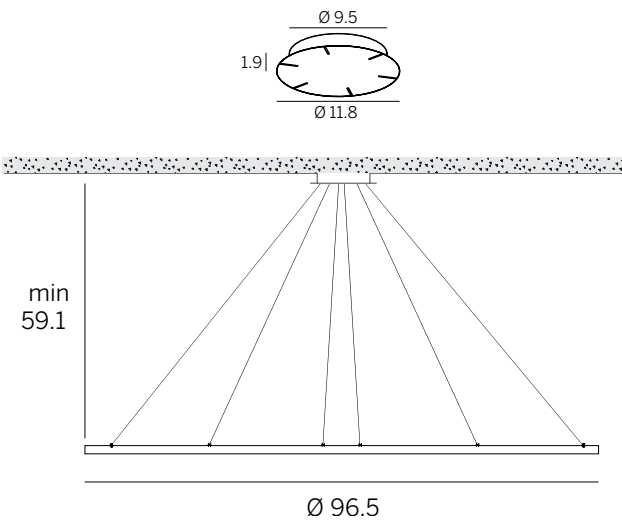
3-coupling point ceiling canopy for one-side emission (Integral 0-10V dimming driver in canopy)



White	E64578
Black	E65142
Nickel	E65144
Gold	E63706
Bronze	E65148
Rose gold	E65150

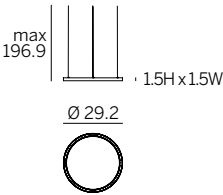
Tour Pendant Round Indirect

6-point coupling ceiling canopy for 96.5 inch diam. one-side emission (Integral 0-10V dimming driver in canopy)

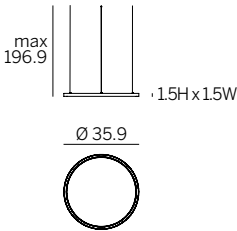


White	E64580
Black	E65152
Nickel	E65154
Gold	E63708
Bronze	E65158
Rosegold	E65160

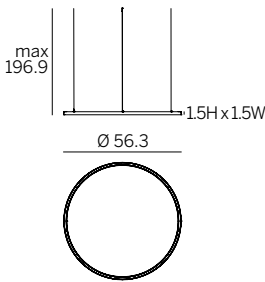
29.2" (37.5W)



35.9" (45W)



56.3" (70W)



96.5" (114W)

