

4" ProTools DL Downlight

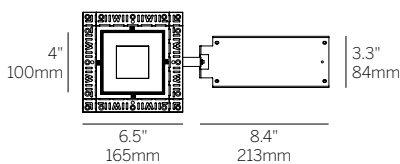
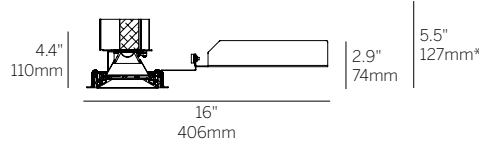
Square Regressed Pinhole



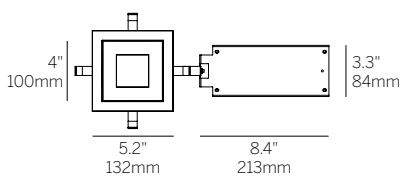
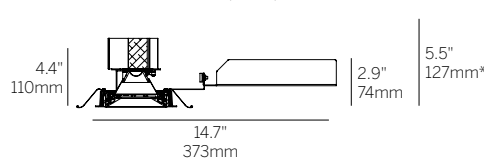
Recessed Plaster Trim



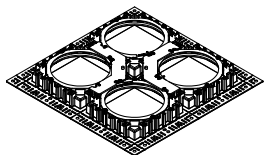
Recessed Bezel Trim



Recessed Plaster Trim (RPT)



Recessed Bezel Trim (RBT)



Multiple luminaire configurations for plaster trim. See Multiple Luminaire specsheet for details.

*Minimum of 5.5" (127mm) ceiling void is required to install the integral driver from below the ceiling.

Cut Out: \square 4.75" / 121mm

Ordering Information

Model	Fixation	Power ^{1,2}	CRI/CCT ⁴	Driver ⁵	Cover	Lens	Beam	Finish ⁶	Options
WG-100SPTDLF	RPT RBT	L M H XH TW WD ³	927 930 935 940 TW WD ³	X S D010 PEQ0 DALI	SRP	OA MPL RSC	16 32 41 65	W S ⁷	LP CP IC TC

Luminaire

- 4" square downlight with 2" light aperture.
- 1/2" regressed aperture / lens position.
- 55 degree cut-off.
- Luminaire and driver installed and maintained from below the ceiling.
- Modular interchangeability throughout the entire ProTools range of products.
- Multiple luminaire configurations for plaster trim. See Multiple Luminaire specsheet for details.

Fixation

- RPT = Recessed Plaster Trim
- RBT = Recessed Bezel Trim

Power^{1,2}

- L = Low Power, 5.7W @ 350mA
- M = Mid Power, 8.4W @ 500mA
- H = High Power, 12W @ 700mA
- XH = Extra High Power, 17.8W @ 1050mA
- TW = 9W @ 500mA
- WD = 0.4 - 11.8W @ 350mA³

CRI/CCT⁴

- 90+ CRI (Low/Mid/High/Extra High)
- 927 = 2700K, (494/686/923/1293 lm)
 - 930 = 3000K, (532/738/ 993/1391 lm)
 - 935 = 3500K, (532/738/993/1391 lm)
 - 940 = 4000K, (569/790/1063/1489 lm)
 - TW = Tunable White 1800 - 4000K, (610 - 1060 lm)
 - WD = Warm Dimming 1800 - 3000K, (31 - 1150 lm)³

Driver⁵

- X = Remote driver, ordered separately
- S = Standard non-dim driver, 120-277V
- D010 = EldoLED, 1%, 0-10V Driver, 120-277V
- PEQ0 = Lutron Hi-lume Premier 0.1% EcoSystem, SoftOn/FadeToBlack, 120-277V
- DALI = EldoLED, 0.1%, DALI dimming (TW), 120-277V

Cover

- SRP = Square Regressed Pinhole

Lens

- OA = Open Aperture
- MPL = Micro-prismatic Lens
- RSC = Satin Clear

Beam

- 16 = 16° Beam Angle
- 32 = 32° Beam Angle
- 41 = 41° Beam Angle
- 65 = 65° Beam Angle

Finish⁶

- W = White, 15% gloss, Tiger Drylac 49/11350 (standard)
- S = Silver, 15% gloss, Tiger Drylac 49/90500⁷

Options

ProTools downlights require no additional options kits for remodel & new construction

- LP = Landing Pan
- CP = Chicago Plenum Housing
- IC = IC/NC Housing
- TC = Thicker ceiling clip for 1" - 3" ceilings (1/16" to 1" standard ceilings without TC)

¹ Other lumen packages available, consult factory.

² Wattage shown does not include power supplies/drivers. System wattage adds 10-20%.

³ Available with PEQ0 driver only.

⁴ Delivered lumen data shown for WG-100RPTDLF-...-SRP-OA-16-W. Refer to page 2 for delivered lumen data for other product configurations.

⁵ See power supply page for details.

⁶ See Tiger Drylac color chart: inter-lux.com/tiger

⁷ Plaster trim version includes white frame and silver cover.

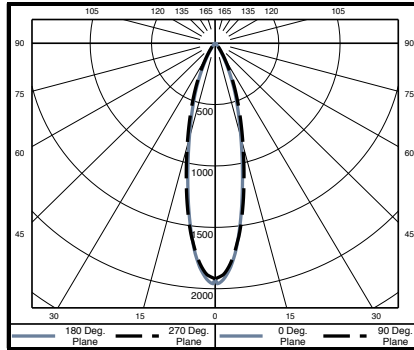
4" ProTools DL Downlight

Square Regressed Pinhole



WG-100SPTDLF-...-SRP-OA-16-W

Power	W	Delivered Lumens			
		2700K	3000K	3500K	4000K
L	5.7	494	532	532	569
M	8.4	686	738	738	790
H	12	923	993	993	1063
XH	17.8	1293	1391	1391	1489



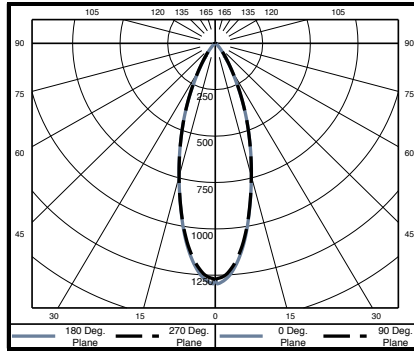
Polar Plot

Cone of Light Tabulation*		
Mounting Height (Ft)	Footcandles at Nadir	Diameter (Ft)
4	120	1.8
6	53.3	2.8
8	30	3.7
10	19.2	4.6
12	13.3	5.5
14	9.8	6.4
16	7.5	7.4

*Tabulation uses Mid Power / 935 LED

WG-100SPTDLF-...-SRP-OA-32-W

Power	W	Delivered Lumens			
		2700K	3000K	3500K	4000K
L	5.7	456	490	490	525
M	8.4	632	680	680	728
H	12	851	915	915	980
XH	17.8	1192	1282	1282	1373



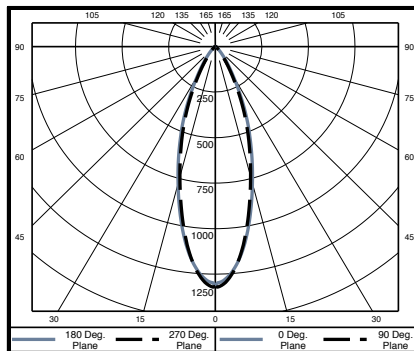
Polar Plot

Cone of Light Tabulation*		
Mounting Height (Ft)	Footcandles at Nadir	Diameter (Ft)
4	79.7	2.3
6	35.4	3.4
8	19.9	4.5
10	12.8	5.7
12	8.9	6.8
14	6.5	7.9
16	5	9.1

*Tabulation uses Mid Power / 935 LED

WG-100SPTDLF-...-SRP-OA-41-W

Power	W	Delivered Lumens			
		2700K	3000K	3500K	4000K
L	5.7	466	501	501	537
M	8.4	646	696	696	745
H	12	870	936	936	1002
XH	17.8	1219	1312	1312	1404



Polar Plot

Cone of Light Tabulation*		
Mounting Height (Ft)	Footcandles at Nadir	Diameter (Ft)
4	82.3	2.2
6	36.6	3.4
8	20.6	4.5
10	13.2	5.6
12	9.1	6.7
14	6.7	7.9
16	5.1	9

*Tabulation uses Mid Power / 935 LED

Delivered Lumen Lens Multipliers

Open Aperture (OA)	1.00
Micro-prismatic Lens (MPL)	0.90
Satin Clear (RSC)	0.88