

4" ProTools DL Adjustable

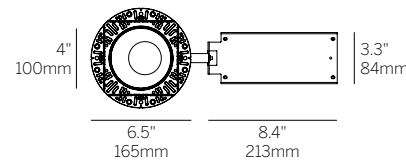
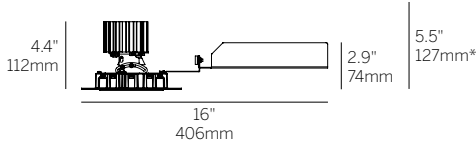
Round Asymmetric Cone



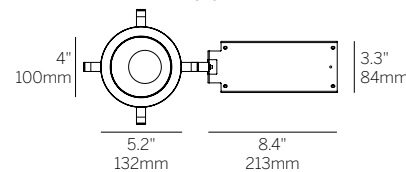
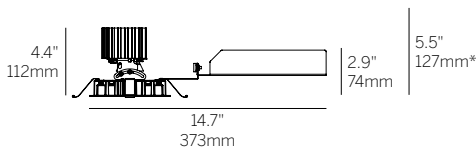
Recessed Plaster Trim



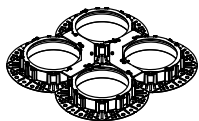
Recessed Bezel Trim



Recessed Plaster Trim (RPT)



Recessed Bezel Trim (RBT)



Multiple luminaire configurations for plaster trim. See Multiple Luminaire specsheet for details.

*Minimum of 5.5" (127mm) ceiling void is required to install the integral driver from below the ceiling.

Cut Out: Ø 4.75" / 121mm

Ordering Information

Model	Fixation	Power ^{1,2}	CRI/CCT ⁴	Driver ⁵	Cover	Lens	Beam	Finish ⁶	Options ⁸
WG-100RPTDLA	RPT RBT	L M H XH TW WD ³	927 930 935 940 TW WD ³	X S D010 PEQ0 DFPN TW	RAC	OA MPL RSC	16 32 41	W S ⁷	LP CP IC WL

Luminaire

- 4" round adjustable downlight with 2" light aperture.
- 0.7" regressed aperture / lens position.
- Main beam always aligned with center of the aperture. Aim Stick available.
- Asymmetric cover to maximize tilt angle.
- Luminaire and driver installed and maintained from below the ceiling.
- Modular interchangeability throughout the entire ProTools range of products.
- Tilt 40°, rotation 365°, 144 step.
- Multiple luminaire configurations for plaster trim. See Multiple Luminaire specsheet for details.

Fixation

- RPT = Recessed Plaster Trim
- RBT = Recessed Bezel Trim

Power^{1,2}

- L = Low Power, 5.7W @ 350mA
- M = Mid Power, 8.4W @ 500mA
- H = High Power, 12W @ 700mA
- XH = Extra High Power, 17.8W @ 1050mA
- TW = 9W @ 500mA
- WD = 0.4 - 11.8W @ 350mA³

CRI/CCT⁴

- 90+ CRI (Low/Mid/High/Extra High)
- 927 = 2700K, (501/695/936/1311 lm)
 - 930 = 3000K, (539/748/1007/1410 lm)
 - 935 = 3500K, (539/748/1007/1410 lm)
 - 940 = 4000K, (577/801/1078/1510 lm)
 - TW = Tunable White 1800 - 4000K, (610 - 1060 lm)
 - WD = Warm Dimming 1800 - 3000K, (31 - 1150 lm)³

Driver⁵

- X = Remote driver, ordered separately
- S = Standard non-dim driver, 120-277V
- D010 = EldoLED, 1%, 0-10V Driver, 120-277V
- PEQ0 = Lutron Hi-lume Premier 0.1% EcoSystem, 120-277V
- DFPN = Lutron Forward Phase 1% 120VAC
- TW = EldoLED, 0.1%, DALI dimming (TW), 120-277V

Cover

- RAC = Round Asymmetric Cone

Lens

- OA = Open Aperture
- MPL = Micro-prismatic Lens
- RSC = Satin Clear

Beam

- 16 = 16° Beam Angle
- 32 = 32° Beam Angle
- 41 = 41° Beam Angle

Finish⁶

- W = White, 15% gloss, Tiger Drylac 49/11350 (standard)
- S = Silver, 15% gloss, Tiger Drylac 49/90500⁷

Options⁸

- ProTools downlights require no additional options kits for remodel & new construction
- LP = Landing Pan
 - CP = Chicago Plenum Housing
 - IC = IC/NC Housing
 - WL = Wet Location (not available with open aperture)

¹ Other lumen packages available, consult factory.

² Wattage shown does not include power supplies/drivers. System wattage adds 10-20%.

³ Available with PEQ0 and DFPN drivers only.

⁴ Delivered lumen data shown for WG-100SPTDLA...-SAC-OA-16-W. Refer to page 2 for delivered lumen data for other product configurations. Source lumen data is shown for TW and WD options.

⁵ See power supply page for details.

⁶ See Tiger Drylac color chart: inter-lux.com/tiger

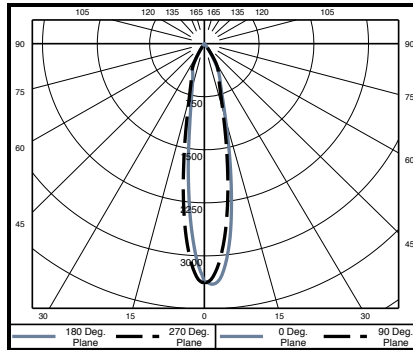
⁷ Plaster trim version includes white frame and silver cover.

⁸ To specify multiple options, select the appropriate grouped codes from the dropdown e.g. LP-WL.

4" ProTools DL Adjustable Round Asymmetric Cone

WG-100RPTDLX-...-RAC-OA-16-W

Power	W	Delivered Lumens			
		2700K	3000K	3500K	4000K
L	5.7	501	539	539	577
M	8.4	695	748	748	801
H	12	935	1007	1007	1078
XH	17.8	1311	1410	1410	1510



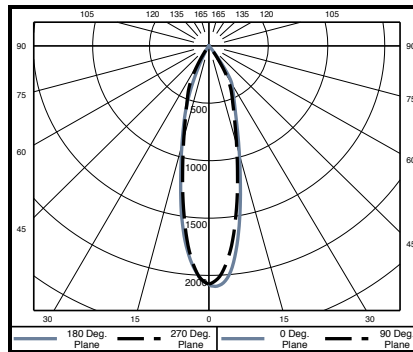
Polar Plot

Cone of Light Tabulation*		
Mounting Height (Ft)	Footcandles at Nadir	Diameter (Ft)
4	211	1.4
6	93.7	2.1
8	52.7	2.8
10	33.7	3.5
12	23.4	4.2
14	17.2	4.8
16	13.2	5.5

*Tabulation uses Mid Power / 935 LED

WG-100RPTDLX-...-RAC-OA-32-W

Power	W	Delivered Lumens			
		2700K	3000K	3500K	4000K
L	5.7	459	494	494	529
M	8.4	637	685	685	733
H	12	857	922	922	987
XH	17.8	1200	1292	1292	1383



Polar Plot

Cone of Light Tabulation*		
Mounting Height (Ft)	Footcandles at Nadir	Diameter (Ft)
4	130	1.8
6	57.6	2.7
8	32.4	3.6
10	20.7	4.5
12	14.4	5.4
14	10.6	6.3
16	8.1	7.2

*Tabulation uses Mid Power / 935 LED

WG-100RPTDLX-...-RAC-OA-41-W

Power	W	Delivered Lumens			
		2700K	3000K	3500K	4000K
L	5.7	432	465	465	497
M	8.4	599	645	645	690
H	12	806	868	868	929
XH	17.8	1129	1215	1215	1301

Delivered Lumen Lens Multipliers

Open Aperture (OA)	1.00
Micro-prismatic Lens (MPL)	0.90
Satin Clear (RSC)	0.88