


laella

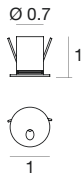


Laella is the prototype of then minimal step light with refined finishes, an extremely narrow emission and ovalized, capable of emitting a captivating light with defined contours. Also suitable for outdoor installations.

Materials

Aluminum or AISI 316 stainless steel body

Laella_R | Path-marker | powerLED | Damp location | Driver remote | Asymmetric | 1W 350mA



Efficiency - CRI 80

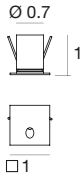
White	E93508	2700 K	100 lm	M	Asymmetric	07
Grey	E93513	3000 K	107 lm	W		
DarkBrown	E93515	3500 K	107 lm	T		
Steel	E93516	4000 K	114 lm	N		

Power supply options (remote only)

ECO30W-350	SOLO50W-350	SOLO100W-350
0-10V EldoLED ECOdrive 30W for 1-10 fixtures	0-10V EldoLED SOLOdrive 50W for 1-20 fixtures	0-10V EldoLED SOLOdrive 100W for 1-40 fixtures



Laella_Q | Path-marker | powerLED | Damp location | Driver remote | Asymmetric | 1W 350mA



Efficiency - CRI 80

White	E93517	2700 K	100 lm	M	Asymmetric	07
Grey	E93518	3000 K	107 lm	W		
DarkBrown	E93519	3500 K	107 lm	T		
Steel	E93520	4000 K	114 lm	N		

Power supply options (remote only)

ECO30W-350	SOLO50W-350	SOLO100W-350
0-10V EldoLED ECOdrive 30W for 1-10 fixtures	0-10V EldoLED SOLOdrive 50W for 1-20 fixtures	0-10V EldoLED SOLOdrive 100W for 1-40 fixtures



technical information