

ilamt



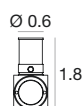
Ilamt comes small, square and with minimal energy consumption. An applique for creating games of light and enhancing details, like objects placed on shelves.

Materials

Brass body

Ilamt_1 | Wall light | powerLED | Damp location | Driver remote | 1W 350mA


659 Recessed casing
E84337


Efficiency - CRI 80

White	E93986	2700 K	136 lm	M	Spot	15
Nickel	E93988	3000 K	145 lm	W	Medium Flood	30
		3500 K	145 lm	T	Flood	60
		4000 K	155 lm	N		

Power supply options (remote only)
ECO30W-350

0-10V EldoLED ECOdrive 30W
for 1-10 fixtures

SOLO50W-350

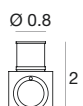
0-10V EldoLED SOLOdrive
50W for 1-20 fixtures

SOLO100W-350

0-10V EldoLED SOLOdrive
100W for 1-40 fixtures

Ilamt_1 | Wall light | powerLED | Damp location | Driver remote | 2W 630mA


659 Recessed casing
E84349


Efficiency - CRI 80

White	E93566	2700 K	219 lm	M	Spot	10
Nickel	E86679	3000 K	233 lm	W	Medium Flood	30
		3500 K	233 lm	T	Flood	50
		4000 K	249 lm	N		

Power supply options (remote only)
ECO30W-630

0-10V EldoLED ECOdrive 30W
for 1-10 fixtures

SOLO50W-630

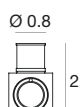
0-10V EldoLED SOLOdrive
50W for 1-16 fixtures

SOLO100W-630

0-10V EldoLED SOLOdrive
100W for 1-32 fixtures

Ilamt66 | Wall light | powerLED | Wet location | Driver remote | 2W 630mA


659 Recessed casing
E84349


Efficiency - CRI 80

White	E97086	2700 K	219 lm	M	Narrow Spot	08
Nickel	E97088	3000 K	233 lm	W	Spot	15
		3500 K	233 lm	T	Medium Flood	30
		4000 K	249 lm	N	Flood	60

Power supply options (remote only)
ECO30W-630

0-10V EldoLED ECOdrive 30W
for 1-10 fixtures

SOLO50W-630

0-10V EldoLED SOLOdrive
50W for 1-16 fixtures

SOLO100W-630

0-10V EldoLED SOLOdrive
100W for 1-32 fixtures

technical
information