


giotto



The renowned Italian artist proved his prowess to Pope Boniface VIII by drawing a perfect circle, without any instrument. A tribute to his legend, Giotto is a compact ceiling-recessed downlight, which exposes itself with just a small round hole. The light beam is rather defined and surprisingly ample.

Materials

Aluminum body



In a class of its own

Due to the 1.7 in of source and the surprising controlled diffusion in two 30° and 60° optical variants, Giotto ushers an innovative solution in the lighting industry, unrivalled for its ratio between the slim diameter of the beam output hole and the super efficient lighting technique.


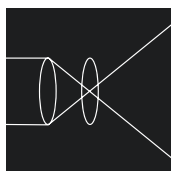


Scale 1:1

1.7 in

Cross Optics Technology™

This technology exploits the positioning of two convex lenses arranged facing each other: the first gathers the light on the surface, conveying it into a small point for a flawless definition; the second lens opens the beam again, now without the secondary component, creating a clear-cut and clean light circle on the lit surface.



30° → Ø 90.55 in

60° → Ø 126.77 in

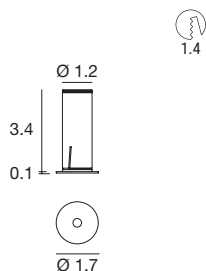
Recess and suspension

Thanks to the recessed or suspension double application, Giotto perfectly fits into various environments, due to the greater range of application and the option to combine products of the same range featuring the same technological and lighting technology distinctive traits. The Giotto range of products fully blends with the environment, offers great efficiency and harmony as well as installation coherence across the entire range.



H 62.99 in → 60°

Giotto_R | Downlight | powerLED | Dry Location | Driver remote | 4W 350mA



Balance - CRI 92

White E84199	2700 K	395 lm	M	Spot	10
Black E84200	3000 K	423 lm	W	Medium Flood	30
	3500 K	423 lm	T	Flood	60
	4000 K	456 lm	N		

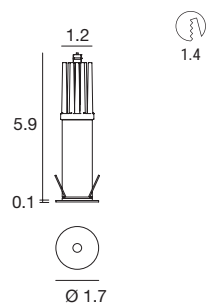
Efficiency - CRI 80

White E84201	2700 K	490 lm	M	Spot	10
Black E84202	3000 K	490 lm	W	Medium Flood	30
	3500 K	490 lm	T	Flood	60
	4000 K	529 lm	N		

Power supply options (remote only)

ECO30W-350 0-10V EldoLED ECOdrive 30W for 1-3 fixtures	SOLO50W-350 0-10V EldoLED SOLOdrive 50W for 1-6 fixtures	SOLO100W-350 0-10V EldoLED SOLOdrive 100W for 1-12 fixtures
---	---	--

Giotto_R | Downlight | powerLED | Dry Location | Driver remote | 6W 500mA



Balance - CRI 92

White E84203	2700 K	532 lm	M	Spot	10
Black E84204	3000 K	569 lm	W	Medium Flood	30
	3500 K	569 lm	T	Flood	60
	4000 K	614 lm	N		

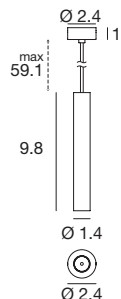
Efficiency - CRI 80

White E84205	2700 K	659 lm	M	Spot	10
Black E84206	3000 K	659 lm	W	Medium Flood	30
	3500 K	659 lm	T	Flood	60
	4000 K	712 lm	N		

Power supply options (remote only)

ECO30W-500 0-10V EldoLED ECOdrive 30W for 1-3 fixtures	SOLO50W-500 0-10V EldoLED SOLOdrive 50W for 1-6 fixtures	SOLO100W-500 0-10V EldoLED SOLOdrive 100W for 1-12 fixtures
---	---	--

Giotto_P | Pendant | powerLED | Dry Location | Driver remote | 7.5W 630mA



Balance - CRI 92

White E81477	2700 K	614 lm	M	Medium Flood	30
Black E81478	3000 K	657 lm	W	Flood	60
	3500 K	657 lm	T		
	4000 K	709 lm	N		

Efficiency - CRI 80

White E81479	2700 K	760 lm	M	Medium Flood	30
Black E81480	3000 K	760 lm	W	Flood	60
	3500 K	760 lm	T		
	4000 K	821 lm	N		

Power supply options (remote only)

ECO30W-630 0-10V EldoLED ECOdrive 30W for 1-3 fixtures	SOLO50W-630 0-10V EldoLED SOLOdrive 50W for 1-4 fixtures	SOLO100W-630 0-10V EldoLED SOLOdrive 100W for 1-8 fixtures
---	---	---

technical information