


20 Linear Perimeter Flush

WG 20LPF-RPT, WG 20LPF-RBT, WG 20LPF-RRT, WG 20LPF-RGT

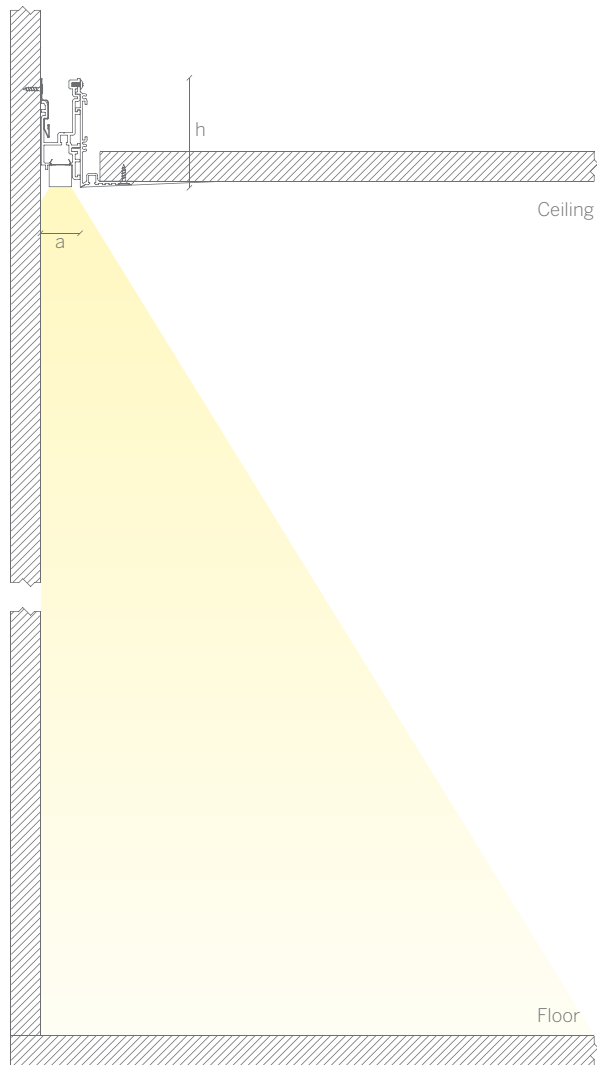


The 20 Linear Perimeter Flush is a perimeter pocket system with a flush mounted light source for continuous illumination of adjacent surfaces, available in any length, and with various mounting trims, to fully integrate with the architecture.

It can be used for general illumination, or to illuminate and/or highlight specific surfaces, defining architectural elements, or aiding wayfinding through spaces.

Typically specified with a Satin Opal Diffuser to ensure a homogeneously illuminated lens, completely free from shadows or bright spots.

Mounting and Recommended Spacing



Plaster Trim Mounting shown in diagram

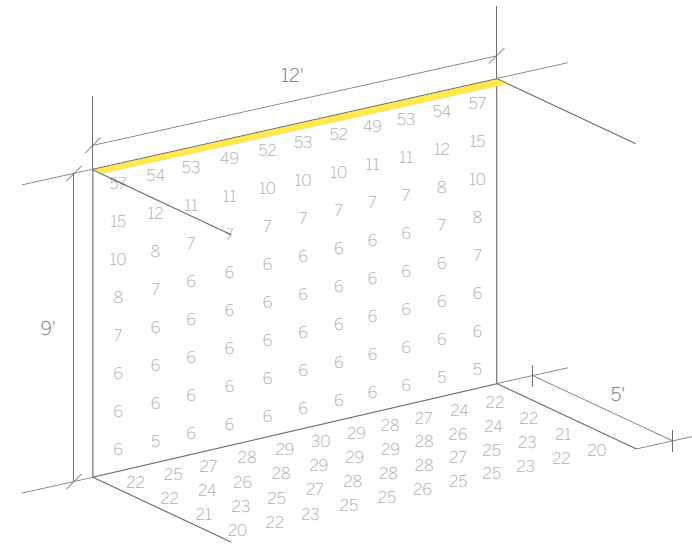
20 Linear Perimeter Flush Dimensions (regardless of mounting)

a = 1.2" (30mm)
h = 3.3" (83mm)

**20 Linear Perimeter
All Trim Options**

Product Details 234-235

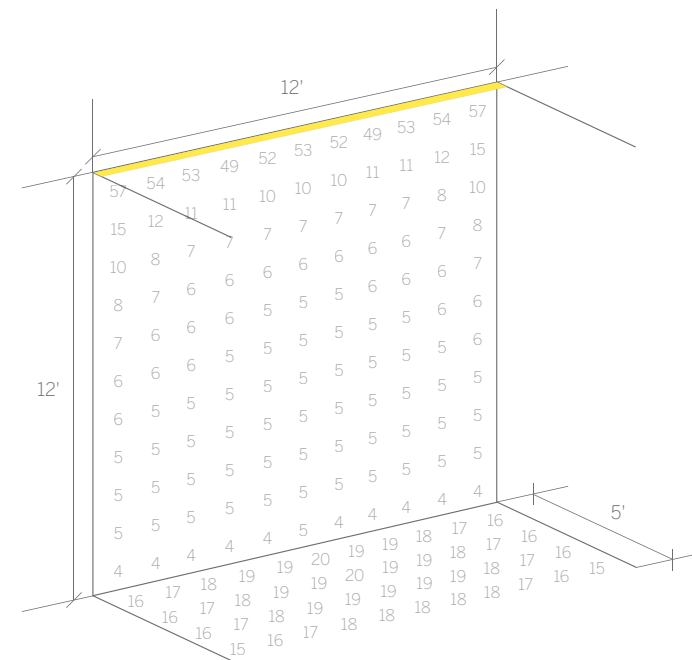
9' Ceiling



These diagrams indicate light levels to be expected on the wall and floor when using these luminaire types at various distances from the wall.

Values shown were calculated using Satin Opal Diffuser

12' Ceiling



Values in Foot Candles

Calculated on the following basis:

Reflectances	Maintenance Factor	LED	Diffuser
Ceiling 70%	1.0	579lm/ft*	Satin Opal
Walls 50%		3000 Kelvin	
Floor 20%		90 CRI	

*Lumen data correct at the time of print. Source lumens shown. For up to date lumen data refer to specsheet.