



General: Dirigo represents an innovative lighting concept to illuminate outdoor pathways. The very low profile was designed to evenly illuminate walkways and any other foot traffic area, with the product meant to be placed along paths and walls. Dirigo is a great alternative to the use of illuminated bollards, taking a totally different approach, where the fixture blends with the trail it's illuminating and maintains excellent light levels alongside it, without being noticed. And when off, Dirigo has a pleasant look, available in straight runs but with the possibility to make outside and inside illuminated corners.

Fixture Body: Corrosion resistant 6060 Aluminum, Open-pore Anodized and Powder Coated.

Diffuser: UV resistant Polymethylmethacrylate (PMMA), Opal White.

Mounting: Surface mounted.

Weight: 1.32 lbs/ft (including LED tape).

Drive-over: Fixture is Walk-Over only.

Driver: Remote, 24VDC Dimmable 0-10V, Lutron EcoSystem 0.1% or Non-Dim.

Wattage: (based on 3000K LED)

1.4W/ft – 87 delivered lumens per foot / 62 lumens per watt

3W/ft – 168 delivered lumens per foot / 56 lumens per watt

4.4W/ft – 252 delivered lumens per foot / 57 lumens per watt

Cable: Field installed LED with adhesive backing and 4' leads. All L.V. connections are made inside the fixture with direct cable or rigid conduit stub-up.

IP rating: IP67 for temporary flooding up to 3.28' depth for up to a maximum of 30 mins.

IK rating: IK 09

ETL Certification: ETL, wet location


Optics: Snap-in satin lens for General Illumination.

Color temperatures: 2700K – 3000K – 3500K – 4000K – Amber (4.4W/ft only) – RGBW .

CRI: 90+

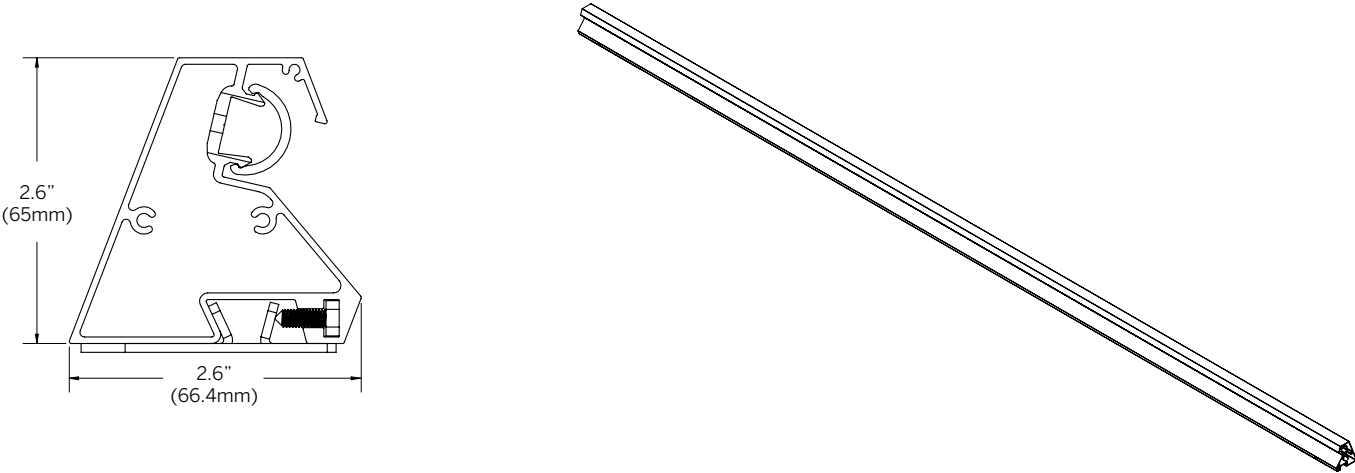
Lumen Maintenance: L70 projections tested at Tj 65° C and Ta 25°.

Warranty: 5-year Limited Warranty on fixtures. 1-year Limited Warranty on Remote Drivers.

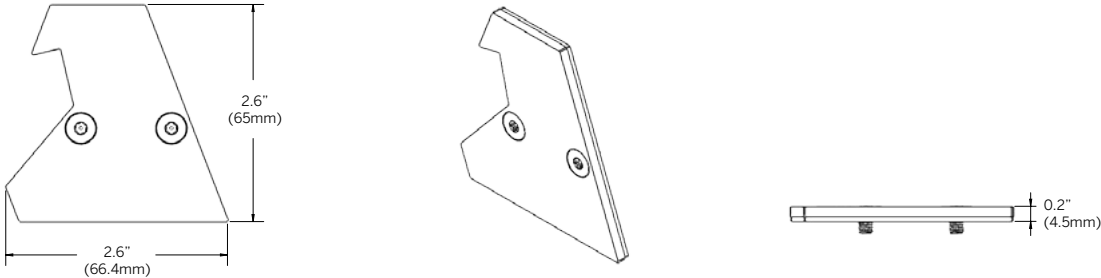


Ordering Information									
DIR	LPM							GE	
Product	Mounting	Finish	Pattern	Length ¹	Wattage	Driver	Color Temp	Optic	Options
DIR = Dirigo	LPM = Linear Path Marker	GR = Gray B = Black WS = Weathered Steel (Tiger 03/834005) AB = Archt Bronze F = Custom (specify RAL)	S = Straight run PC = Pattern with 90° Coffer (Inside) corners PR = Pattern with 90° Raft (Outside) corners PZ = Non-standard patterns and/or corners other than 90° (consult factory)	Straight run = specify total length Patterns = 2 sided: A x B 3 sided: A x B x C 4 sided: A x B x A x B	14 = 1.4W/ft 3 = 3W/ft 4 = 4.4W/ft	DO10 = Remote 10% 0-10V dim, Dry location CV 24VDC 96W driver L3DOE = Remote 0.1% Lutron EcoSystem dim, Dry location CV 24VDC driver 96W NDW = Remote Non-dim, Wet location CV 24VDC driver 96W (Non-direct burial)	27 = 2700K 30 = 3000K 35 = 3500K 40 = 4000K AM = Amber RGBW = RGBW	GE = General Illumination	RB = Riser block 3/8"


¹Max single profile 96"; continuous runs available, specify in 2" increments (i.e. 116")
Pattern Corners 18" x 18" length



Max single profile 96" (2438.4mm), continuous runs available

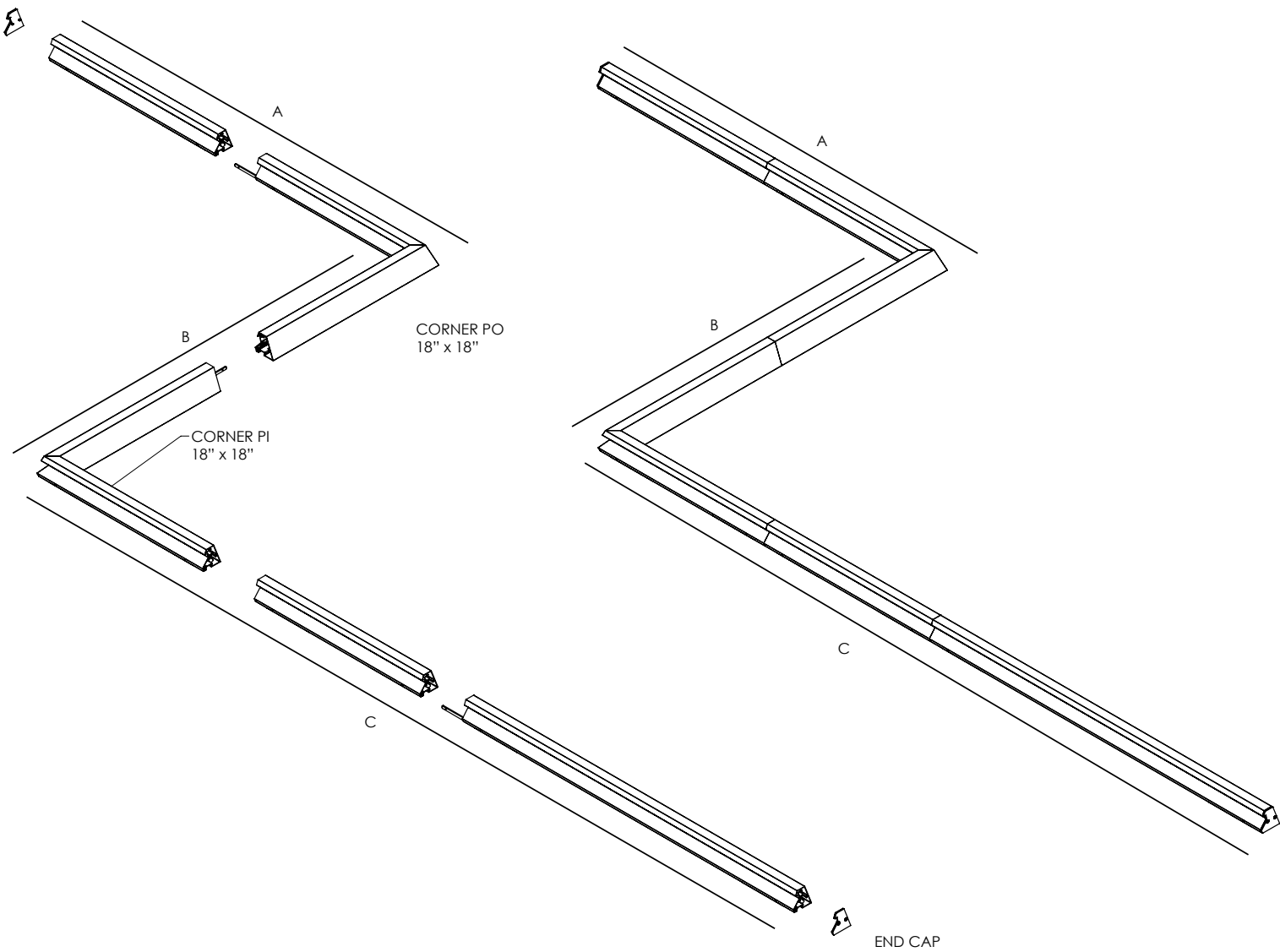


End plates, 2 provided per run



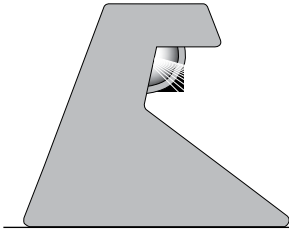
Bracket
2 mounting brackets included per profile up to 6'
3 mounting brackets included per profile from 6' to 9'

Riser (optional)



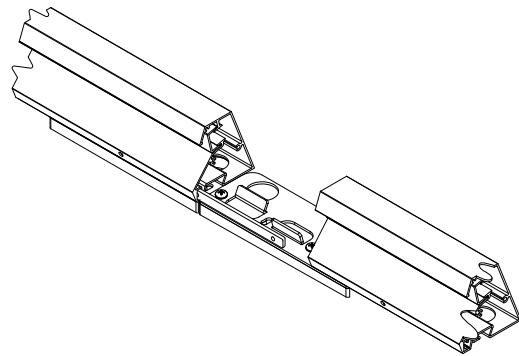
Grazing light

The internal Led source gradient was studied for the best lighting distribution, along the pathways.



Dirigo: a solution for continuous illumination

- Lens profile with light unit and end caps.
- Continuous LED tape up to 16.4 feet is used as the light engine.
- Feeds from bottom with cable or conduit stub-up
- Continuous illumination in any continuous length
- Mechanical connection between profiles for minimal seam.
- Requires remote 24VDC driver(s) ordered separately.



In-line configuration (example)

Robust design

Dirigo's solid construction and single profile makes it very sturdy and resistant. The absence of raw edges makes Dirigo ideal for public outdoors areas as well as residential applications. Dirigo is rated as walk-over.

