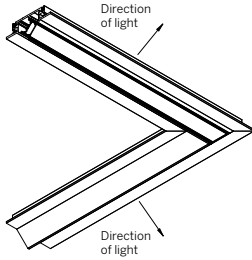


## PATTERN INSIDE (PI)

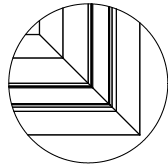
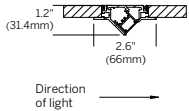
Semi-Recessed Bezel Trim / Semi-Recessed Grid Trim

WG-20LWW-SRBT/SRGTx-PI...



Minimum Angle 45°  
Maximum Angle 180°

SECTION

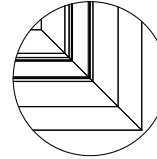
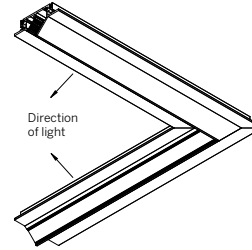


Mitered / Welded Housing  
Mitered Lens (OD, SD, MPL)

## PATTERN OUTSIDE (PO)

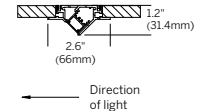
Semi-Recessed Bezel Trim / Semi-Recessed Grid Trim

WG-20LWW-SRBT/SRGTx-PO...



Mitered / Welded Housing  
Mitered Lens (OD, SD, MPL)

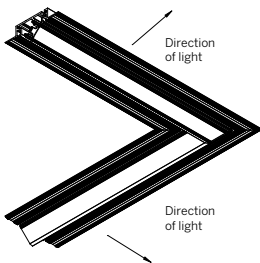
SECTION



## PATTERN INSIDE (PI)

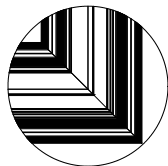
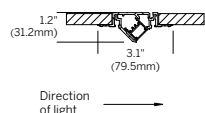
SEMI-Recessed Plaster Trim

WG-20LWW-SRPT-PI...



Minimum Angle 45°  
Maximum Angle 180°

SECTION

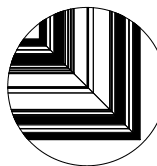



Mitered / Welded Housing  
Mitered Lens (OD, SD, MPL)

## PATTERN OUTSIDE (PO)

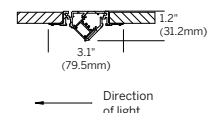
Semi-Recessed Plaster Trim

WG-20LWW-SRPT-PO...



Mitered / Welded Housing  
Mitered Lens (OD, SD, MPL)

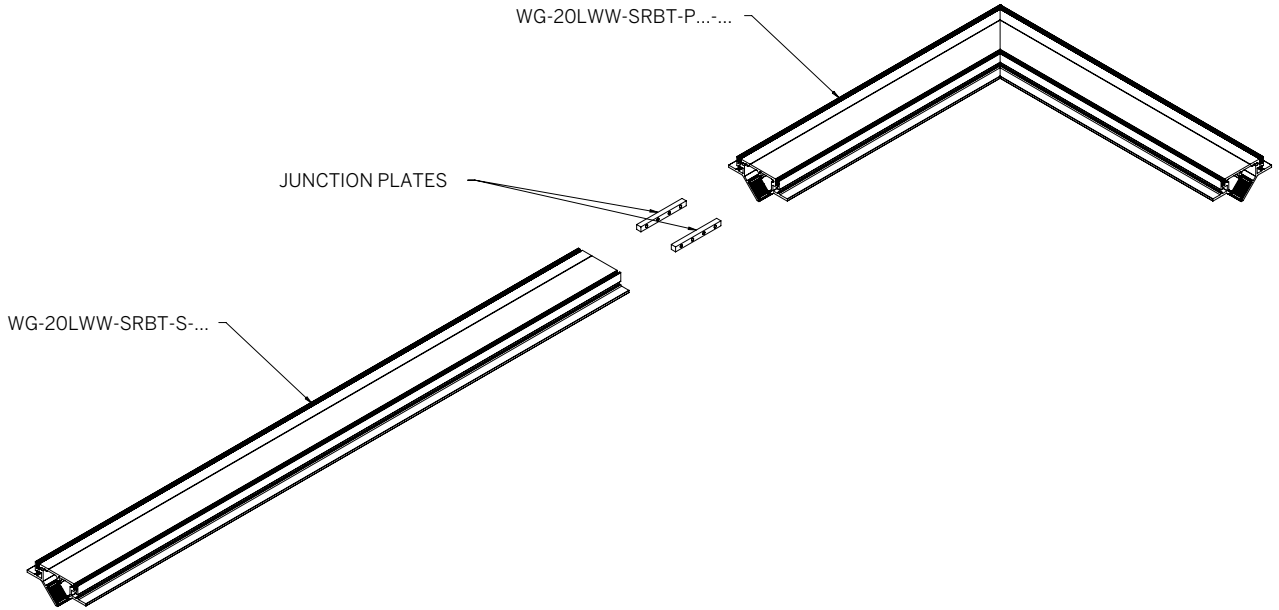
SECTION



# 20 Linear Wash Light Semi-Recessed

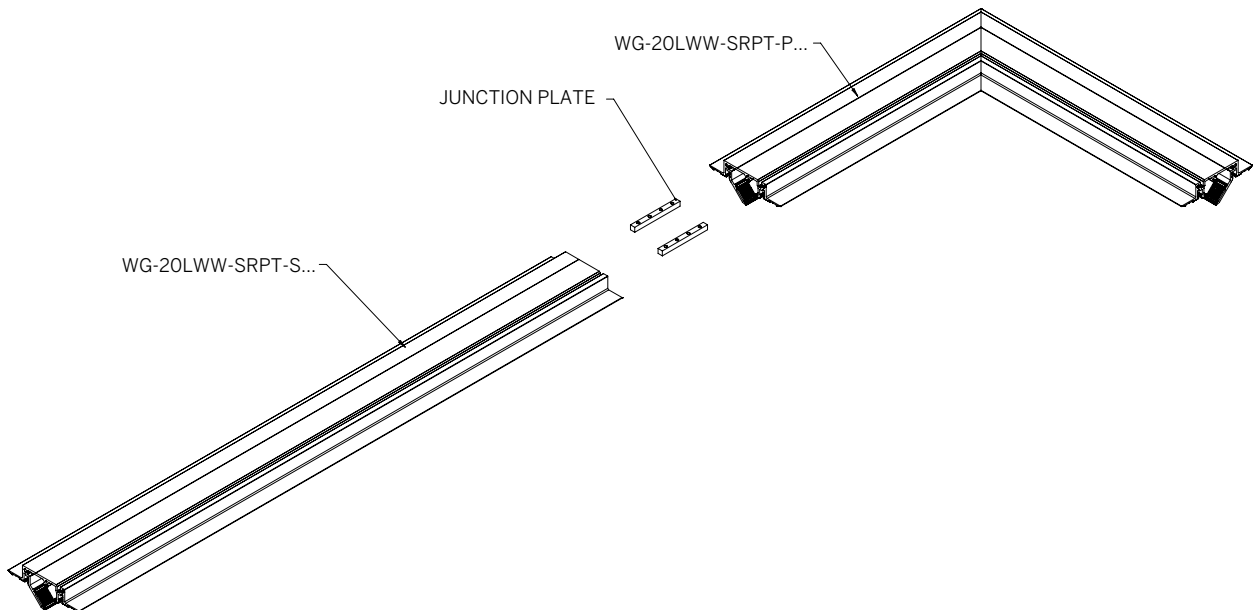
## CORNER + STRAIGHT RUN CONNECTIONS

Semi-Recessed Bezel Trim / Semi-Recessed Grid Trim



## CORNER + STRAIGHT RUN CONNECTIONS

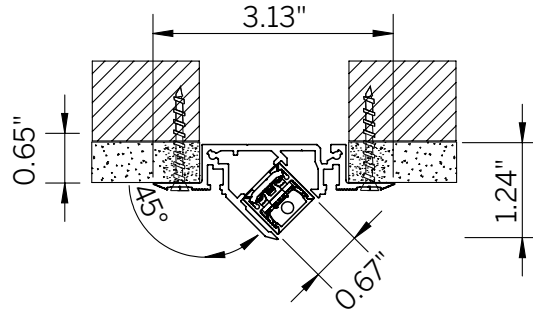
Semi-Recessed Plaster Trim



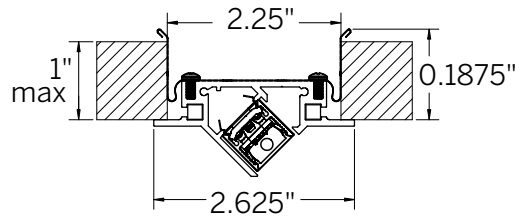
# 20 Linear Wash Light Semi-Recessed

## MOUNTING

### SEMI-RECESSED PLASTER TRIM



### SEMI-RECESSED BEZEL TRIM (HARD CEILING)



### SEMI-RECESSED GRID TRIM

