

# quara

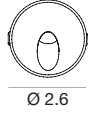
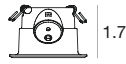


A light drop excavated in a square or round-shaped lamp body: here comes Quara, a step light installed in proximity of the floor. It offers a classy lighting and decoration thanks to the radial optics and ovalized emission.

## **Materials**

Aluminum body

**Quara\_R | Path-marker | powerLED | Damp location | Driver remote | Asymmetric | 2W 630mA**



Efficiency - CRI 80

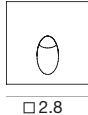
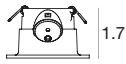
Nickel	<b>E86402</b>	2700 K	219 lm	<b>M</b>	Flood	<b>70</b>
		3000 K	233 lm	<b>W</b>		
		3500 K	233 lm	<b>T</b>		
		4000 K	249 lm	<b>N</b>		

**Power supply options (remote only)**

<b>ECO30W-630</b> 0-10V EldoLED ECOdrive 30W for 1-10 fixtures	<b>SOLO50W-630</b> 0-10V EldoLED SOLOdrive 50W for 1-16 fixtures	<b>SOLO100W-630</b> 0-10V EldoLED SOLOdrive 100W for 1-32 fixtures
--	--	--

659 Recessed casing  
**E84338**

**Quara\_Q | Path-marker | powerLED | Damp location | Driver remote | Asymmetric | 2W 630mA**



Efficiency - CRI 80

Nickel	<b>E86564</b>	2700 K	219 lm	<b>M</b>	Flood	<b>70</b>
		3000 K	233 lm	<b>W</b>		
		3500 K	233 lm	<b>T</b>		
		4000 K	249 lm	<b>N</b>		

**Power supply options (remote only)**

<b>ECO30W-630</b> 0-10V EldoLED ECOdrive 30W for 1-10 fixtures	<b>SOLO50W-630</b> 0-10V EldoLED SOLOdrive 50W for 1-16 fixtures	<b>SOLO100W-630</b> 0-10V EldoLED SOLOdrive 100W for 1-32 fixtures
--	--	--

659 Recessed casing  
**E84338**

Private residence | Italy

technical  
information

