

Quara

inter•lux



An original path-marker, recessed wall light in the shape of a **drop of light carved out of the casing**, square or round and made of Aluminum. Installed **close to the ground, it casts light circles** onto the surface below, while decorating it with style. The ideal solution to reveal the lines of a staircase in the dark, in an evocative yet discreet manner.

Passive heat dissipation

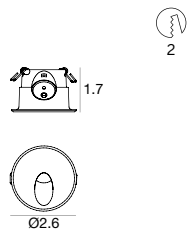
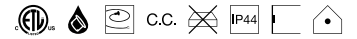
Die cast Aluminum casing

Minimalist aesthetics

The design of the square and circle is direct and universal



Quara_R | Path-marker | powerLED 2W 630 mA



type

Nickel CRI 80 **E86402**

color

3000 K	233 lm	W
3500 K	233 lm	T
4000 K	249 lm	N

optic

70° **70**

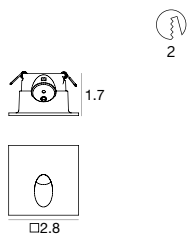
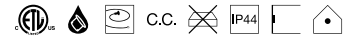
power supply options (remote only)

ECO30W-630 0-10V EidoLED ECOdrive 30W, for 1-10 fixtures	SOLO50W-630 0-10V EidoLED SOLOdrive 50W, for 1-16 fixtures	SOLO100W-630 0-10VEidoLED SOLOdrive 100W, for 1-32 fixtures
--------------------------------------------------------------------------	----------------------------------------------------------------------------	-----------------------------------------------------------------------------



84338
Concrete pour
outer casing
(required, order
separately)

Quara_Q | Path-marker | powerLED 2W 630 mA



type

Nickel CRI 80 **E86564**

color

3000 K	233 lm	W
3500 K	233 lm	T
4000 K	249 lm	N

optic

70° **70**

power supply options (remote only)

ECO30W-630 0-10V EidoLED ECOdrive 30W, for 1-10 fixtures	SOLO50W-630 0-10V EidoLED SOLOdrive 50W, for 1-16 fixtures	SOLO100W-630 0-10VEidoLED SOLOdrive 100W, for 1-32 fixtures
--------------------------------------------------------------------------	----------------------------------------------------------------------------	-----------------------------------------------------------------------------



84338
Concrete pour
outer casing
(required, order
separately)

