

# 100 Linear Bezel

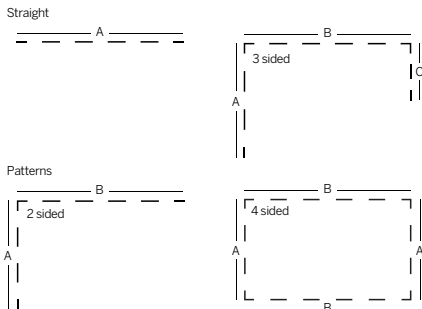
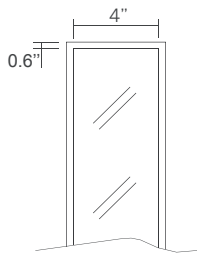
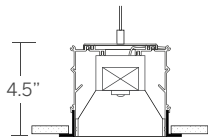
Submittal - 4 Sided Pattern

Project Name \_\_\_\_\_ SO # \_\_\_\_\_

Fixture Type \_\_\_\_\_ PO# \_\_\_\_\_



Flush Diffuser - OD / SD



## Ordering Information

Model	Type	Length	LED <sup>2</sup>	Color <sup>3</sup>	Voltage	Power <sup>4</sup>	Diffuser	Mount	Options
WG-B100LDL bezel	P <sup>1</sup>	A x B x A x B	L M H	827 830 835 840 927 930 935 940	UNV       120	S D010 D3W DES   DFPN	OD (STD) SD	G1 G9 GS HC	WL

### Luminaire

- Bezel trim for drywall ceilings and walls.
- Installation from below for remodel or new construction.
- Easily installed internal LED tray assembly with integral driver.
- High reflectance white reflector.
- Flush snap-in opal diffuser (standard).
- Powdercoat painted white - RAL 9010.

### Type

- P = Standard patterns 2, 3 or 4 sided with 90° corners<sup>1</sup>

### Length

- A, B, C = specify feet & inches to the nearest 0.25" (i.e. 6' 5.5")

### LED<sup>2</sup>

- L = Low Power (3W/ft)
- M = Mid Power (6W/ft)
- H = High Power (10W/ft)

### Color

- 80+ CRI minimum
- 827 = 2700K
- 830 = 3000K
- 835 = 3500K
- 840 = 4000K
- For 90+ CRI specify 927, 930, etc

### Voltage

- UNV = 120-277V
- 120 = 120V (DFPN only)

### Power Supply

- S = Standard driver, 120-277V
- D010 = Osram, 10%, 0-10V dimming, 120-277V
- D3W = Lutron, 1%, 3-wire fluorescent dimming, 120-277V
- DES = Lutron, 1%, EcoSystem E1/E2 digital dimming, 120-277V
- DFPN = Lutron 1% forward phase with neutral, 120V only

### Diffuser

- OD = Flush opal diffuser (standard)
- SD = Flush satin diffuser

### Mounting

- G1 = 15/16" grid
- G9 = 9/16" grid
- GS = slot grid
- HC = hard ceiling

### Options

- WL = Wet location (requires recessed installation in protected canopy)
- Contact factory for emergency lighting options.

1 See pattern specsheet.  
2 Wattage shown does not include power supplies/drivers.

## Customer Approval

Company \_\_\_\_\_

Approved  Approved with corrections noted  Revise and Resubmit

Signature \_\_\_\_\_

Print Name \_\_\_\_\_

Date \_\_\_\_\_

Original Date Submitted \_\_\_\_\_

# 100 Linear Bezel

Submittal - 4 Sided Pattern

Project Name \_\_\_\_\_ SO # \_\_\_\_\_

Fixture Type \_\_\_\_\_ PO# \_\_\_\_\_

System	Qty.	A	B
1	_____	_____	_____
2	_____	_____	_____
3	_____	_____	_____
4	_____	_____	_____
5	_____	_____	_____

### Customer Approval

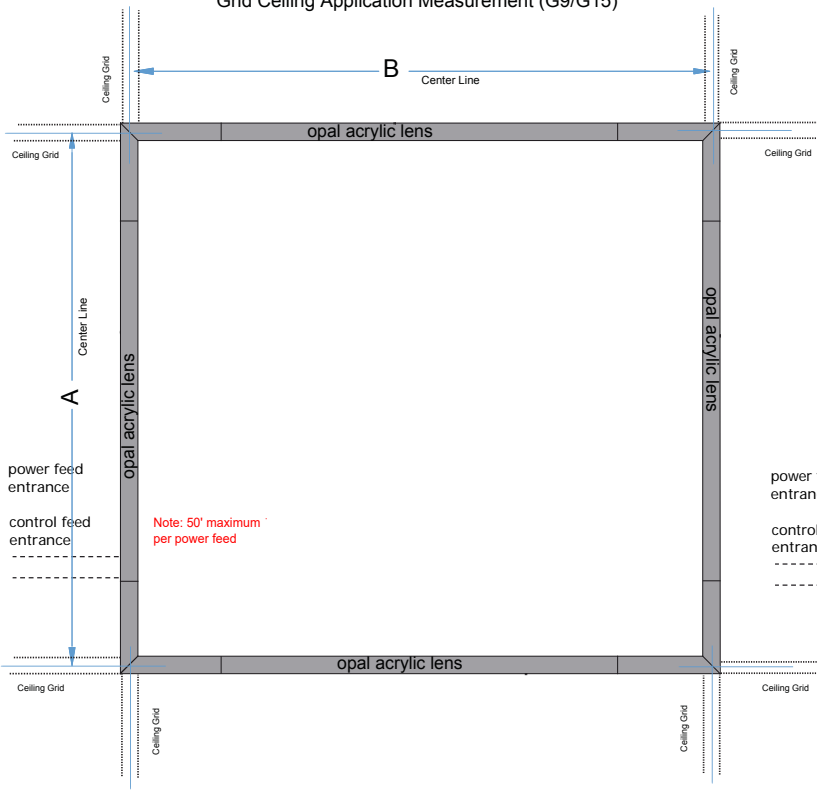
Company \_\_\_\_\_

Approved Signature \_\_\_\_\_

Approved with corrections noted Print Name \_\_\_\_\_

Revise and Resubmit Date \_\_\_\_\_

Grid Ceiling Application Measurement (G9/G15)



Hard Ceiling Application Measurement

