

100 Linear Bezel Trim

3 Sided Pattern Submittal

Project Name _____ SO # _____

Fixture Type _____ PO# _____

Ordering Information

Model	Fixation	Pattern	Length	Power ²	CRI/CCT ³	Driver ⁴	Lens	Finish
WG-100LDL	RBT RGT9 RGT15	P ¹	A A x B A x B x C A x B x A x B	L M H	927 930 935 940	X S D010 L3DAE L3D0E DFPN	OD (std) SD	W (std) B G F

Luminaire

- Bezel trim for drywall ceilings and walls.
- Installation from below for remodel or new construction.
- Easily installed internal LED tray assembly with integral driver.
- High reflectance white reflector.
- Flush snap-in opal diffuser (standard).
- Powdercoat painted white - RAL 9010.
- Proper installation requires ceiling tiles to be trimmed to fit.

Fixation

- RBT = Recessed Bezel Trim
- RGT9 = Recessed Grid Trim 9/16"
- RGT9 = Recessed Bezel Trim 15/16"

Pattern

- S = Straight run
- P = Standard patterns 2, 3 or 4 sided with 90° corners on the same plane¹
- PZ = Non-standard patterns and/or corners other than 90° on multiple planes, consult factory¹

Length

- A, B, C = specify inches to the nearest 0.25" (i.e. 72.25"). For patterns specify each length (i.e. 2 sided: A x B = 72.25" x 48"; 3 sided: A x B x C; 4 sided: A x B x A x B).

Power²

- L = 3.2W/ft low power (24V)
- M = 6.4W/ft mid power (24V)
- H = 10.5W/ft mid power (24V)

CRI/CCT³

- 90+ CRI (low/mid/high power)
- 927 = 2700K, (173/321/478 lm/ft)
 - 930 = 3000K, (179/331/493 lm/ft)
 - 935 = 3500K, (183/337/503 lm/ft)
 - 940 = 4000K, (184/341/508 lm/ft)

Driver (Integral)⁴

- X = No driver, ordered separately
- S = Standard driver 120-277V
- D010 = Osram, 10%, 0-10V dimming, 120-277V
- L3DAE = Lutron Hi-lume 1% EcoSystem, 120-277V
- L3D0E = Lutron Hi-lume Premier 0.1 EcoSystem, 120-277V
- DFPN = Lutron Forward Phase 1% 120VAC

Lens

- OD = Satin opal diffuser (standard)
- SD = Satin clear diffuser (high efficiency)

Finish

- W = White, 20% gloss, RAL9010 (standard)
- B = Black, 20% gloss
- G = Gray, 20% gloss
- F = Custom finished trim, specify RAL

Emergency

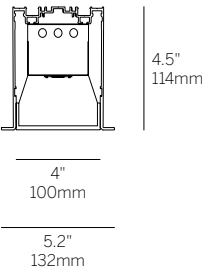

- Emergency LED driver available, order separately.

¹ See pattern specsheet.

² Wattage shown does not include power supplies/drivers.

³ Delivered lumens with satin opal diffuser shown.

⁴ Remote power supply required. See power supply page for details.



Customer Approval

<input type="checkbox"/>	Approved	Company _____
<input type="checkbox"/>	Approved with corrections noted	Signature _____
<input type="checkbox"/>	Revise and Resubmit	Print Name _____
		Date _____

Original Date Submitted _____

100 Linear Bezel

3 Sided Pattern Submittal

Project Name _____ SO # _____

Fixture Type _____ PO# _____

System	Qty.	A	B	C
1	_____	_____	_____	_____
2	_____	_____	_____	_____
3	_____	_____	_____	_____
4	_____	_____	_____	_____
5	_____	_____	_____	_____

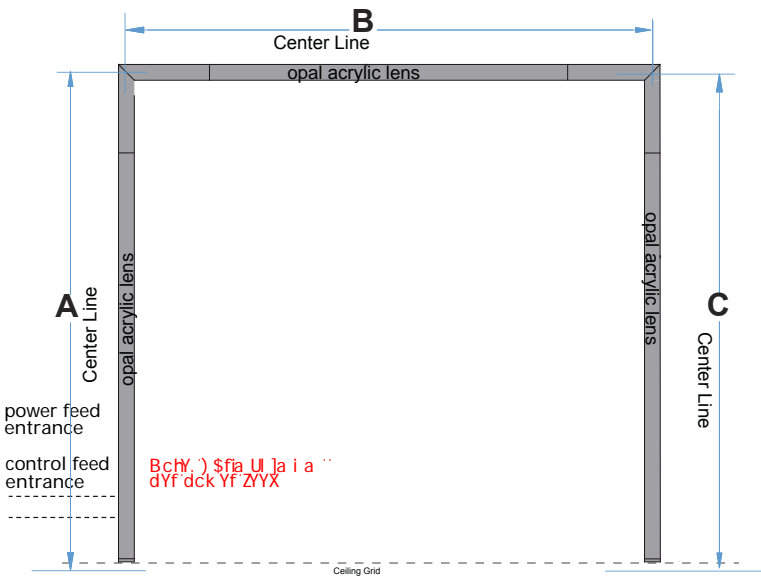
Customer Approval Company _____

Approved Signature _____

Approved with corrections noted Print Name _____

Revise and Resubmit Date _____

Grid Ceiling Application Measurement (G9/G15)



Hard Ceiling Application Measurement

