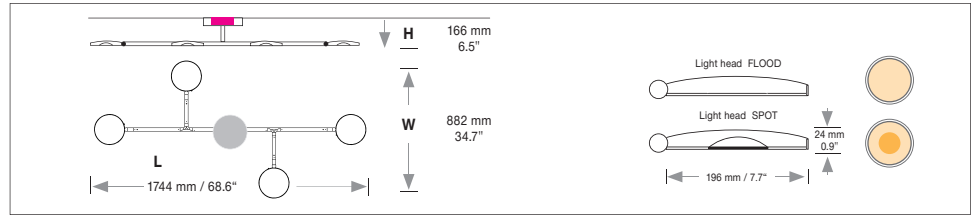


AVVENI CEILING 4



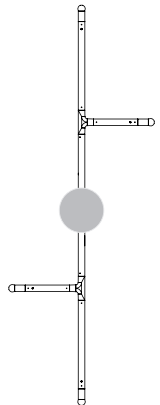
Product information: Aluminum structure with 4 light heads. Each light head can be taken off and is fully adjustable through a magnetic hinge system. Light heads are available as flood or spot versions (9 degree beam angle with lenses for 25, 36, and 60 degrees).

Design: Ulrich Sattler | Michael Schmidt, Code2design



STRUCTURE

Type	L / W / H mm	L / W / H inches	LED Watt	weight kg ²⁾ / lbs ²⁾	STRUCTURE				
					Type No.	Finish 1	DIM.	Power Supply Cable	Mounting Version
	L 1744 / W 882 / H 166	L 68.6 / W 34.7 / H 6.5"	max. 76 W	4.0 / 8.8	1154.	XX.	XX.	XX.	XX.
Finish 1 Structure	12 white matte RAL 9003	14 black matte	22 aluminum polished	Standard	XXXX.	12	XX.	XX.	XX.
Dimming	0-10 V		Standard		XXXX.	XX.	05	XX.	XX.
Power Supply Cable	without power supply cable				XXXX.	XX.	XX.	00	XX.
Mounting Version	P Direct ceiling mounting with power supply unit in canopy		Standard		XXXX.	XX.	XX.	XX.	0P



▶

Order No. STRUCTURE

LIGHT HEAD

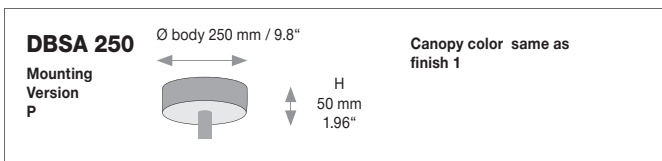
Type	Finish 2	Finish 3	LED		Kelvin	Beam angle	XX	XX	XX			
			Type No.	Finish 2						Finish 3	LED	
Finish 2 Light head outside ring	12 white matte RAL 9003	62 (14) black matte	22 aluminum polished	Standard	XX.	12	XX.	XX.	XX.	XX.	XX.	XX.
Finish 2 must be the same as finish 1					XX.	62	XX.	XX.	XX.	XX.	XX.	
					XX.	22	XX.	XX.	XX.	XX.	XX.	
Finish 3 Light head top cover	60 silver anodized	61 gold anodized	62 black anodized	Standard	XX.	XX.	60	XX.	XX.	XX.	XX.	
					XX.	XX.	61	XX.	XX.	XX.	XX.	
					XX.	XX.	62	XX.	XX.	XX.	XX.	
LED 36V, CRI >95		Extra warm-white 2700 K			XX.	XX.	XX.	27	XX.	XX.	XX.	
					XX.	XX.	XX.	30	XX.	XX.	XX.	
					XX.	XX.	XX.	40	XX.	XX.	XX.	
Beam Angle	FLOOD 4 x 17 W 1344 ¹ Lumen			Standard	XX.	XX.	XX.	XX.	99	00	00	
					XX.	XX.	XX.	XX.	09	00	00	
					XX.	XX.	XX.	XX.	25	00	00	
Spot 15.5 W, General Light 3.5 W	*NFL 25° 19 W 1174 ¹ Lumen				XX.	XX.	XX.	XX.	36	00	00	
					XX.	XX.	XX.	XX.	60	00	00	
					XX.	XX.	XX.	XX.	09	00	00	
					XX.	XX.	XX.	XX.	25	00	00	
					XX.	XX.	XX.	XX.	36	00	00	
					XX.	XX.	XX.	XX.	60	00	00	

Below orange sections are optional - see page 2 for complete list of accessories. Note, flood and spot heads may be mixed within one structure.

Quantity Order No. LIGHT HEAD FLOOD ▶

Quantity Order No. LIGHT HEAD SPOT ▶

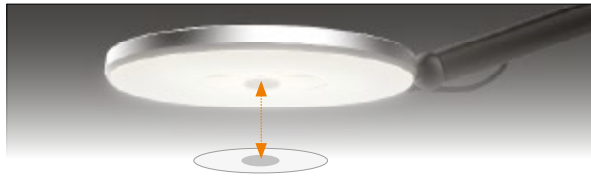
Quantity Order No. Accessories (page 2) ▶



Input voltage for all external power supply units and canopies is 120-277 VAC 50/60 Hz

SNAP SYSTEM

Snap-on lenses only applicable for AVVENI LIGHT HEAD SPOT.



BEAM ANGLE LENSES

Spot-light lenses* magnetic snap-on lenses to change the beam angle

Beam Angle	Beam Shape	Description	Type No.:
17°		Spot	1174. 00. 00. 00. 00
25°		NFL	1163. 00. 00. 00. 00
36°		FL	1164. 00. 00. 00. 00
60°		WFL	1165. 00. 00. 00. 00
13°		Spot asymmetrical 0-20°, consisting of 2 lenses	1177. 00. 00. 00. 00

Elliptical lens* magnetic snap-on lenses for asymmetrical light beam

10-36°		Ellipse*	1166. 00. 00. 00. 00
10-60°		Ellipse*	1175. 00. 00. 00. 00

Square lens* magnetic snap-on lenses for square light beam

36°-36°		Square*	1176. 00. 00. 00. 00
---------	--	---------	-----------------------------

*approx. 10% reduction of the lumen output

LIGHT COLOR LENSES

Color temperatur lenses* magnetic snap-on lenses that shift color temperature

Starting light color KELVIN (K)	2700	3000	4000	
CTO 1/4	2450	2700	3500	1160. 00. 00. 00. 00
CTO 1/2	2200	2400	3000	1161. 00. 00. 00. 00
CTO 3/4	2000	2200	2700	1162. 00. 00. 00. 00

*reduction of the lumen output : CTO 1/4 = 10%, CTO 1/2 = 25%, CTO 3/4 = 40%

LOUVER (ANTI GLARE PROTECTION)

Louver snap - magnetic snap-on adaptor to eliminate high angle glare



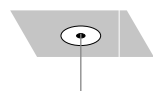
1167. 00. 00. 00. 00

LENS SETS

Complete set:	3 x spot-light lenses 25°, 36°, 60°, 1 x elliptical lens 10-36°, 3 x light color lenses, 1 x louver	1171. 00. 00. 00. 00
Beam Angle Set:	3 x spot-light lenses 25°, 36°, 60°	1172. 00. 00. 00. 00
Light Color Set:	3 x light color lenses CTO 1/4, CTO 1/2, CTO 3/4	1173. 00. 00. 00. 00

Combinations of up to three lenses are possible

Ceiling Mounting



Consisting of a cavity ceiling box with 3.1" (80mm) round metal cover.
Applicable to mounting version B. **white**

200. 00. 00. 00. 11