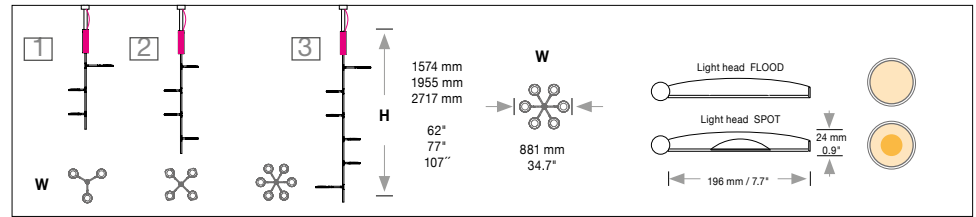
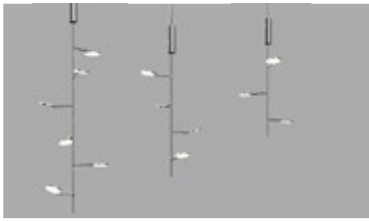






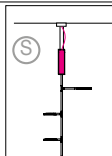
AVVENI
VERTICAL³ | 4 | 6


Product-information: Aluminum structure with 3, 4, or 6 light heads. Each light head can be taken off and is fully adjustable through a magnetic hinge system. Light heads are available as flood or spot versions (lenses with 26 and 34 degrees). Cable suspensions are adjustable.

Design: Ulrich Sattler | Michael Schmidt, Code2design



STRUCTURE

Type	H / W mm	H / W inches	LED Watt	weight kg ² / lbs ²	Type No.	Finish 1	DIM.	Power Supply Cable	Mounting Version
1	H 1574 / W 881	H 62 / W 34.7"	37.5 W	4.7 / 10.4	1150.	XX.	XX.	XX.	XX.
2	H 1955 / W 881	H 77 / W 34.7"	50 W	5.5 / 12.1	1151.	XX.	XX.	XX.	XX.
3	H 2717 / W 881	H 107 / W 34.7"	75 W	7.0 / 15.4	1152.	XX.	XX.	XX.	XX.
Finish 1 Structure	 12 white matte RAL 9003	 14 black matte	 22 aluminum polished	Standard	XXXX. XXXX. XXXX.	12 14 22	XX. XX. XX.	XX. XX. XX.	XX. XX. XX.
Dimmer	 0 -10 V			Standard	XXXX.	XX.	05	XX.	XX.
Power Supply Cable	power supply cable, silver 196.9" (5000mm)			Standard	XXXX.	XX.	XX.	70	XX.
Mounting Version	 S	Standard	Steel cable suspension with pendant canopy and two steel cables 196.9" (5000mm)		XXXX.	XX.	XX.	XX.	05



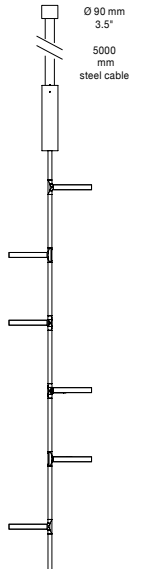
....

..












70

05

Order No. STRUCTURE



LIGHT HEAD

Type	Kelvin beam angle											
	01	XX.	XX.	XX	XX.	XX	XX					
Finish 2 Light head outside ring	 12 white matte RAL 9003	 62 (14) black matte	 22 aluminum polished		Standard	XX. XX. XX.	12 62 22	XX. XX. XX.	XX XX XX	XX. XX. XX.	XX XX XX	XX XX XX
Finish 2 must be the same as finish 1												
Finish 3 Light head top cover	 60 silver anodized	 61 gold anodized	 62 black anodized		Standard	XX. XX. XX.	XX. XX. XX.	60 61 62	XX XX XX	XX. XX. XX.	XX XX XX	XX XX XX
LED CRI >95		Extra warm-white 2700 K Warm-white 3000 K Neutral-white 4000 K				XX. XX. XX.	XX XX XX.	27 30 40	XX. XX. XX.	XX XX XX	XX XX XX	XX XX XX
Beam Angle	FLOOD 3/4/6 x 12.5 W 1282¹ Lumen SPOT 26° 12.5 W 1229¹ Lumen SPOT 34° 12.5 W 1229¹ Lumen			 	Standard	XX. XX. XX.	XX XX XX.	XX. XX. XX.	XX XX XX	99 26 34	00 00 00	00 00 00

[illegible]

Quantity Order No. LIGHT HEAD ▶

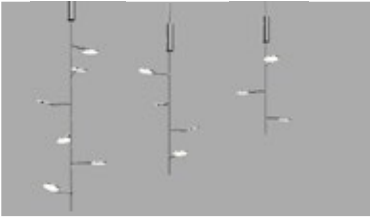
..	00	00
----	----	----	----	----	----	----	----

Flood and spot heads may be mixed within one structure

Quantity Order No. Accessories (page 2) 

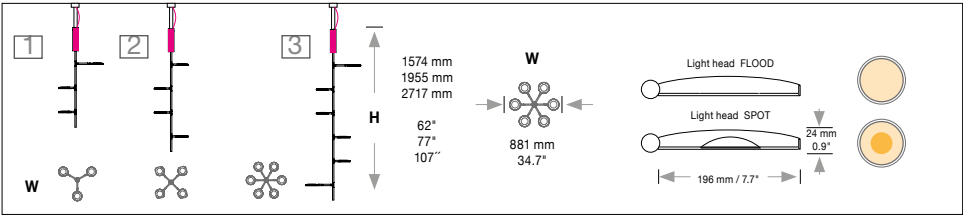
.	.	.	00	00 00 .

AVVENI
VERTICAL³ | 4 | 6

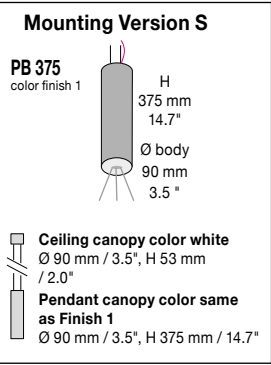


Product-information: Aluminum structure with 3, 4, or 6 light heads. Each light head can be taken off and is fully adjustable through a magnetic hinge system. Light heads are available as flood or spot versions (lenses with 26 and 34 degrees). Cable suspensions are adjustable.

Design: Ulrich Sattler | Michael Schmidt, Code2design



MOUNTING VERSION



Input voltage for all external power supply units and canopies is 120-277V