



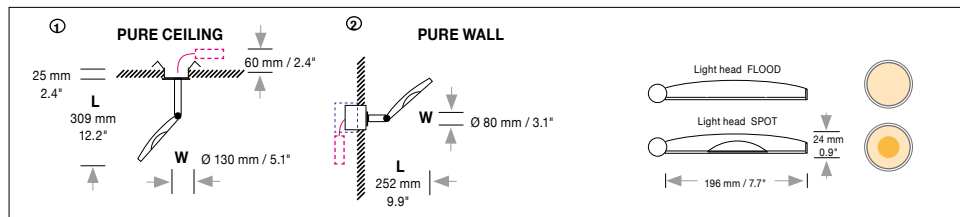
## AVVENI

PURE CEILING / WALL



**Product-information:** Aluminum structure with 1 light head. Light head can be taken off and is fully adjustable through a magnetic hinge system. Light heads are available as flood or spot versions (lenses with 26 and 34 degrees). Cable suspensions are adjustable.

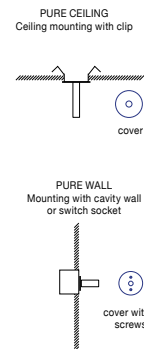
**Design:** Ulrich Sattler | Michael Schmidt, Code2design



### STRUCTURE

Type	W Ø / L mm	W Ø / L inches	LED Watt	weight kg <sup>2</sup> / lbs <sup>2</sup>
PURE CEILING ①	Ø 130 / 309	Ø 5.1 / 12.2	12.5 W	1.0 / 2.2
PURE WALL ②	Ø 80 / 252	Ø 3.1 / 9.9	12.5 W	1.0 / 2.2

STRUCTURE				
Type No.	Finish 1	DIM.	Power Supply Cable	Mounting Version
1114.	XX.	XX.	XX.	XX.
1111.	XX.	XX.	XX.	XX.
XXXX.	12	XX.	XX.	XX.
XXXX.	14	XX.	XX.	XX.
XXXX.	22	XX.	XX.	XX.
XXXX.	XX.	05	XX.	XX.
XXXX.	XX.	XX.	00	XX.
XXXX.	XX.	XX.	XX.	0U



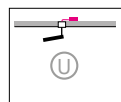
**Pure ceiling / wall**  
Space for external power supply must be considered

Finish 1 Structure	12 white matte RAL 9003	14 black matte	22 aluminum polished
--------------------	-------------------------	----------------	----------------------

Dimmer	0-10 V	Standard
--------	--------	----------

Power Supply Cable	No power supply cable	Standard
--------------------	-----------------------	----------

Mounting Version	U with ceiling thickness ≤ 1" (25 mm)	Standard
------------------	---------------------------------------	----------



Direct ceiling and wall mounting with external power supply



Ceiling / Wall cutout

- ① PURE CEILING cutout ceiling: Ø 100 mm / 3.9"
- ② PURE WALL cutout wall: Cavity wall socket Ø 68 mm / 2.7" suitable for cavity wall or switch socket, mounting cover with 2 screws

Order No. STRUCTURE

..... 00 ..

### LIGHT HEAD

Type	Finish 2	Finish 3	LED		Kelvin	Beam angle	XX	XX	XX		
			XX	XX							
01	XX.	XX.	XX	XX	XX	XX	XX	XX	XX		
Finish 2 Light head outside ring	12 white matte RAL 9003	62 (14) black matte	22 aluminum polished	Standard	XX.	12	XX.	XX	XX	XX	XX
	XX.	62	XX.	XX	XX.	XX	XX.	XX	XX	XX	
	XX.	22	XX.	XX	XX.	XX	XX.	XX	XX	XX	
Finish 3 Light head top cover	60 silver anodized	61 gold anodized	62 black anodized	Standard	XX.	60	XX.	XX	XX	XX	XX
	XX.	61	XX.	XX	XX.	61	XX.	XX	XX	XX	
	XX.	62	XX.	XX	XX.	62	XX.	XX	XX	XX	
LED CRI >95 SELV	Extra warm-white 2700 K		XX.	XX	XX.	27	XX.	XX	XX	XX	
	Warm-white 3000 K		XX.	XX	XX.	30	XX.	XX	XX	XX	
	Neutral-white 4000 K		XX.	XX	XX.	40	XX.	XX	XX	XX	
Beam Angle	FLOOD	12.5 W   1282' Lumen	Standard	XX.	XX	XX.	XX	99	00	00	
	SPOT 26°	12.5 W   1229' Lumen	XX.	XX	XX.	XX	26	00	00		
	SPOT 34°	12.5 W   1229' Lumen	XX.	XX	XX.	XX	34	00	00		

Order No. LIGHT HEAD FLOOD

..... 00 00

Order No. LIGHT HEAD SPOT

..... 00 00

Input voltage for all external power supply units and canopies is 120-277V  
Remote OT96-D010 driver ordered separately (13.25" (L) x 5" (W) x 2.25" (H))



Light distribution direct



Conforms to UL-STD 1598  
Certified to CSA-STD C22.2  
No.250.0-08