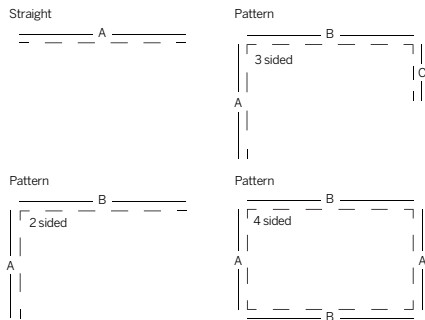
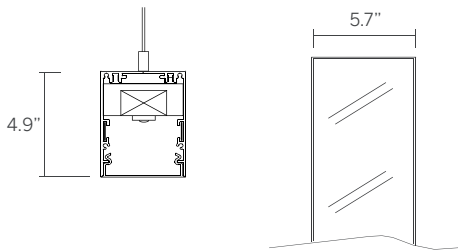


150 Linear Suspended LED

Specifications



Ordering Information

Model	Type	Length	LED ²	Color ³	Voltage	Power ⁴	Diffuser	Mount	Options
WG-S150LDL							OD		
WG-S150LDL	S P ¹ PZ ¹	A A x B A x B x C A x B x A x B	L M H M2	827 830 835 840 927 930 935 940	UNV 120	S D010 D3W DES DFPN	OD	S48 (std) S96	DL

Luminaire

- Suspended ceiling mount.
- Easily installed internal LED tray assembly with integral driver.
- High reflectance white reflector.
- Flush snap-in opal diffuser (standard).
- Powdercoat painted white - RAL 9010.
- 48" suspension cable, standard.

Type

- S = Straight run
- P = Standard patterns 2, 3 or 4 sided with 90° corners on the same plane¹
- PZ = Non-standard patterns and/or corners other than 90° on multiple planes, consult factory¹

Length

- A, B, C = specify feet & inches to the nearest 0.25" (i.e. 6' 5.5") For patterns specify each length (i.e. 2 sided: A x B = 6' 5" x 6'; 3 sided: A x B x C; 4 sided: A x B x A x B)

LED²

- L = Low Power (3W/ft)
- M = Mid Power (6W/ft)
- H = High Power (10W/ft)
- M2 = 2 Rows of Mid Power (12W/ft)

Color / Lumens³

- 80+ CRI minimum (Low/Mid/High/2xMid)
- 827 = 2700K, 400/743/1174/1486 lm/ft
 - 830 = 3000K, 400/743/1174/1486 lm/ft
 - 835 = 3500K, 416/774/1222/1548 lm/ft
 - 840 = 4000K, 424/789/1246/1578 lm/ft
 - For 90+ CRI specify 927, 930, etc.

Voltage

- UNV = 120-277V
- 120 = 120V (DFPN Only)

Power Supply (integral)⁴

- S = Standard driver, 120-277V
- D010 = 10%, 0-10V dimming, 120-277V
- D3W = Lutron, 1%, 3-wire dimming, 120-277V
- DES = Lutron, 1%, EcoSystem E1/E2 digital dimming, 120-277V
- DFPN = Lutron 1% forward phase with neutral, 120V only

Diffuser

- OD = Flush opal diffuser (standard)

Mounting

- S48 = 48" suspension cable (standard)
- S96 = 96" suspension cable, field-cuttable

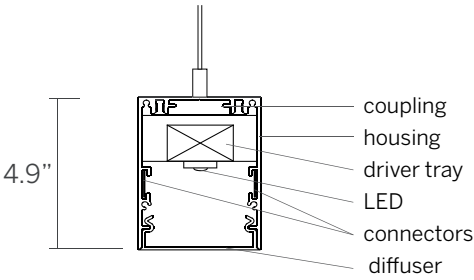
Options

- DL = Damp location
- Contact factory for emergency lighting options

- 1 See pattern specsheet.
- 2 Wattage shown does not include power supplies/drivers.
- 3 Source lumens shown. Lumens for CRI 90(+), are about 16% lower compared to standard CRI 80(+).
- 4 See power supply specsheet.

150 Linear Suspended LED

Dimensions



Flush Diffuser - FD

