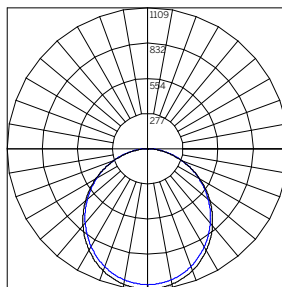


20 Linear Under Cabinet

WG-20LUC-...-OD-W

Delivered Lumens Per Foot

		Power			
		L [3 W/ft]	M [6 W/ft]	H [10 W/ft]	RGBW [7.6 W/ft]
CCT	927	176	352	617	-
	930	192	383	670	-
	935	227	455	796	-
	940	270	540	946	-
	WD	-	-	-	-
	RGBW	-	-	-	-
	UGR ²	26.7	29.3	31.1	-



BEAM ANGLE (0-180) = 110.3
BEAM ANGLE (90-270) = 110.4

ILLUMINANCE - 48" OD H 3500K

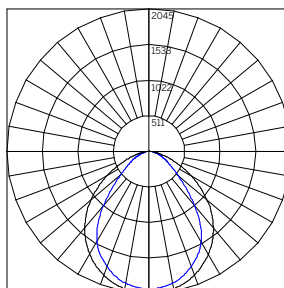
WG-20LUC-...-S-48-H-935-...-OD-W-...¹

Mounting Height [ft]	Illuminance [fc at max cd]	Beam Width [ft]
2	277	5.7
4	69	11.5
6	31	17.2
8	17	23.0
10	11	28.7
12	8	34.5
14	6	40.2
16	4	46.0
18	3	51.7
20	3	57.5

WG-20LUC-...-SD-W

Delivered Lumens Per Foot

		Power			
		L [3 W/ft]	M [6 W/ft]	H [10 W/ft]	RGBW [7.6 W/ft]
CCT	927	247	495	867	-
	930	270	538	942	-
	935	319	640	1119	-
	940	380	760	1330	-
	WD	-	-	-	-
	RGBW	-	-	-	-
	UGR ²	25.3	27.9	29.7	-



BEAM ANGLE (0-180) = 80.8
BEAM ANGLE (90-270) = 103.4

ILLUMINANCE - 48" SD H 3500K

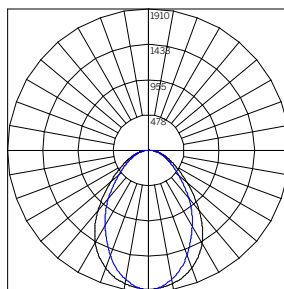
WG-20LUC-...-S-48-H-935-...-SD-W-...¹

Mounting Height [ft]	Illuminance [fc at max cd]	Beam Width [ft]
2	511	3.4
4	128	6.8
6	57	10.2
8	32	13.6
10	20	17.0
12	14	20.4
14	10	23.8
16	8	27.2
18	6	30.7
20	5	34.1

WG-20LUC-...-MPL-W

Delivered Lumens Per Foot

		Power			
		L [3 W/ft]	M [6 W/ft]	H [10 W/ft]	RGBW [7.6 W/ft]
CCT	927	209	418	731	-
	930	227	454	795	-
	935	270	540	944	-
	940	321	641	1122	-
	WD	-	-	-	-
	RGBW	-	-	-	-
	UGR ²	26.3	28.9	30.7	-



BEAM ANGLE (0-180) = 73.8
BEAM ANGLE (90-270) = 85.5

ILLUMINANCE - 48" MPL H 3500K

WG-20LUC-...-S-48-H-935-...-MPL-W-...¹

Mounting Height [ft]	Illuminance [fc at max cd]	Beam Width [ft]
2	478	3.0
4	119	6.0
6	53	9.0
8	30	12.0
10	19	15.0
12	13	18.0
14	10	21.0
16	7	24.0
18	6	27.0
20	5	30.0

Power Multiplier				
	L [3 W/ft]	M [6 W/ft]	H [10 W/ft]	RGBW [7.6 W/ft]
9XX/RGBW	0.29	0.57	1.00	-
WD	-	-	-	-

CCT Multiplier				
	927	930	935	940
	0.77	0.84	1.00	1.19

- 1 Polar Plot and Cone of Light are applicable to part number noted; use Multiplication Factor table to approximate other models or refer to online photometry.
- 2 UGR value noted is the maximum UGR (crosswise) with 935 LEDs / 48" length.