


# Edith modular



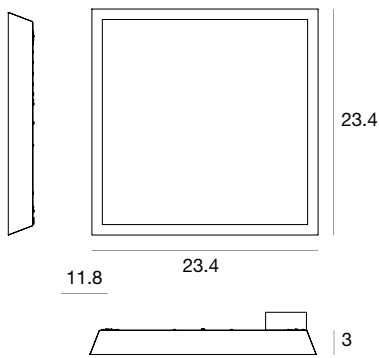

Adaptability: **several versions** with different power levels and accessories available for plasterboard false ceilings

Passive heat dissipation: **steel** casing with RAL 9010 white finish

Light management: **opaline polymethylmethacrylate** diffuser



**Two versions** available, suitable to any environment

**Edith modular** Ceiling light - SMD LEDs - STANDARD 30W 840 mA / 50 W 1250 mA**Damp**  **C.C. IP44**  

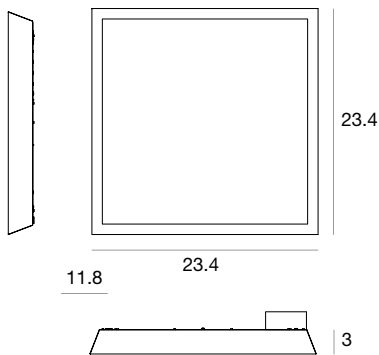
type	color	lumens	optic
White 30 W <b>E95049-30</b>	4000K	3528 lm	CRI 80 <b>N</b> Diff. <b>00</b>
	3500K	3360 lm	CRI 80 <b>T</b>
	3000K	3234 lm	CRI 80 <b>W</b>
White 30 W <b>E95726-30</b>	3000K	2912 lm	CRI 92 <b>W</b> Diff. <b>00</b>
White 50 W <b>E95049-50</b>	4000K	5464 lm	CRI 80 <b>N</b> Diff. <b>00</b>
	3500K	5303 lm	CRI 80 <b>T</b>
	3000K	5264 lm	CRI 80 <b>W</b>
White 50 W <b>E95726-50</b>	3000K	4242 lm	CRI 92 <b>W</b> Diff. <b>00</b>

integral power supply options

S	D010
Standard non-dim, 120-277V	1%, 0-10V dimming, 120-277V

Note: 50W D010 is 10% dimming

Indoor

**Edith modular** Ceiling light - SMD LEDs - COMFORT 30W 840 mA / 50 W 1250 mA**Damp**  **C.C. IP44**  

type	color	lumens	optic
White 30 W <b>E95729-30</b>	4000K	3177 lm	CRI 80 <b>N</b> Diff. <b>00</b>
	3500K	3025 lm	CRI 80 <b>T</b>
	3000K	2912 lm	CRI 80 <b>W</b>
White 30 W <b>E95736-30</b>	3000K	2157 lm	CRI 92 <b>W</b> Diff. <b>00</b>
White 50 W <b>E95729-50</b>	4000K	4920 lm	CRI 80 <b>N</b> Diff. <b>00</b>
	3500K	4685 lm	CRI 80 <b>T</b>
	3000K	4428 lm	CRI 80 <b>W</b>
White 50 W <b>E95736-50</b>	3000K	3293 lm	CRI 92 <b>W</b> Diff. <b>00</b>

integral power supply options


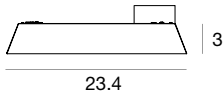
S	D010
Standard non-dim, 120-277V	1%, 0-10V dimming, 120-277V

Note: 50W D010 is 10% dimming

**Edith modular** Ceiling light - SMD LEDs - STANDARD 16 W 400 mA / 25 W 630 mA

**Damp**  **C.C. IP44**  

11.8



type	color	lumens	optic
White 16 W <b>E96462-16</b>	4000K	902 lm	CRI 80 <b>N</b> Diff. <b>00</b>
	3500K	859 lm	CRI 80 <b>T</b>
	3000K	812 lm	CRI 80 <b>W</b>
White 16 W <b>E96493-16</b>	3000K	682 lm	CRI 92 <b>W</b> Diff. <b>00</b>
White 25 W <b>E96462-25</b>	4000K	1410 lm	CRI 80 <b>N</b> Diff. <b>00</b>
	3500K	1342 lm	CRI 80 <b>T</b>
	3000K	1269 lm	CRI 80 <b>W</b>
White 25 W <b>E96493-25</b>	3000K	1064 lm	CRI 92 <b>W</b> Diff. <b>00</b>


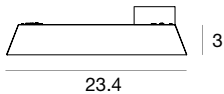
integral power supply options

S	D010
Standard non-dim, 120-277V	1%, 0-10V dimming, 120-277V

**Edith modular** Ceiling light - SMD LEDs - COMFORT 16 W 400 mA / 25 W 630 mA

**Damp**  **C.C. IP44**  


11.8




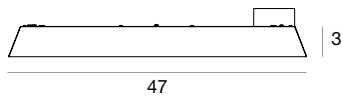
type	color	lumens	optic
White 16 W <b>E96494</b>	4000K	820 lm	CRI 80 <b>N</b> Diff. <b>00</b>
	3500K	780 lm	CRI 80 <b>T</b>
	3000K	738 lm	CRI 80 <b>W</b>
White 16 W <b>E96495</b>	3000K	620 lm	CRI 92 <b>W</b> Diff. <b>00</b>
White 25 W <b>E96494</b>	4000K	1282 lm	CRI 80 <b>N</b> Diff. <b>00</b>
	3500K	1220 lm	CRI 80 <b>T</b>
	3000K	1154 lm	CRI 80 <b>W</b>
White 25 W <b>E96495</b>	3000K	968 lm	CRI 92 <b>W</b> Diff. <b>00</b>

integral power supply options

S	D010
Standard non-dim, 120-277V	1%, 0-10V dimming, 120-277V

**Edith modular** Ceiling light - SMD LEDs - STANDARD 30W 840 mA / 50 W 1250 mA**Damp**  **C.C. IP44**  

11.8



type	color	lumens	optic	
White 30 W <b>E96593-30</b>	4000K	3013 lm	CRI 80 <b>N</b> Diff. <b>00</b>	
	3500K	2869 lm	CRI 80 <b>T</b>	
	3000K	2762 lm	CRI 80 <b>W</b>	
White 30 W <b>E96595-30</b>	3000K	2274 lm	CRI 92 <b>W</b> Diff. <b>00</b>	
	White 50 W <b>E96593-50</b>	4000K	5021 lm	CRI 80 <b>N</b> Diff. <b>00</b>
		3500K	4718 lm	CRI 80 <b>T</b>
White 50 W <b>E96595-50</b>	3000K	4519 lm	CRI 80 <b>W</b>	
	3000K	3443 lm	CRI 92 <b>W</b> Diff. <b>00</b>	

integral power supply options


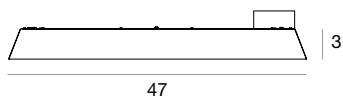
S	D010
Standard non-dim, 120-277V	1%, 0-10V dimming, 120-277V

Note: 50W D010 is 10% dimming

Indoor

**Edith modular** Ceiling light - SMD LEDs - COMFORT 30W 840 mA / 50 W 1250 mA**Damp**  **C.C. IP44**  

11.8



type	color	lumens	optic
White 30 W <b>E96596-30</b>	4000K	2718 lm	CRI 80 <b>N</b> Diff. <b>00</b>
	3500K	2588 lm	CRI 80 <b>T</b>
	3000K	2492 lm	CRI 80 <b>W</b>
White 30 W <b>E96598-30</b>	3000K	2052 lm	CRI 92 <b>W</b> Diff. <b>00</b>
White 50 W <b>E96596-50</b>	4000K	4530 lm	CRI 80 <b>N</b> Diff. <b>00</b>
	3500K	4314 lm	CRI 80 <b>T</b>
	3000K	4077 lm	CRI 80 <b>W</b>
White 50 W <b>E96598-50</b>	3000K	3106 lm	CRI 92 <b>W</b> Diff. <b>00</b>

integral power supply options

S	D010
Standard non-dim, 120-277V	1%, 0-10V dimming, 120-277V

Note: 50W D010 is 10% dimming