

Fasim-2

inter•lux



The **ultimate cutting-edge uplight**, providing maximum protection for outdoor applications and featuring exclusive **optics, including a 3° beam angle** for highly impressive architectural lighting also in extremely tall buildings. Also available in the tilt version.

Passive heat dissipation

Anodized aluminum casing and stainless steel flange

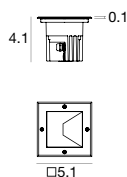
Light management

Black silk-screened glass to minimise glare towards the observer even from a very close distance

Reliable outdoor installations

Maximum resistance against mechanical impacts and a higher cable protection against water and humidity thanks to the Aqua-Stop system

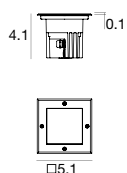


Fasim_2 | Walk-over spotlight | powerLED 8W 630 mA**type**Steel CRI 80 **E95968****color**

2700 K	610 lm	M
3000 K	644 lm	W
4000 K	711 lm	N

optic

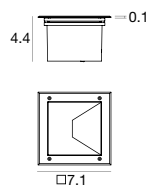
15°	15
30°	30
60°	60
Asym.	07

power supply options (remote only)**ECO30W-630**0-10V EidoLED
ECOdrive 30W,
for 1-3 fixtures**SOLO50W-630**0-10V EidoLED
SOLOdrive 50W,
for 1-4 fixtures**SOLO100W-630**0-10VEidoLED
SOLOdrive 100W,
for 1-8 fixtures**E84928**Outer casing
(required, ordered
separately)**Fasim_2** | Walk-over spotlight | powerLEDs 8W 630 mA**type**Steel CRI 80 **E94657****color**

2700 K	876 lm	M
3000 K	932 lm	W
4000 K	996 lm	N

optic

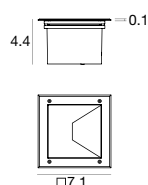
3°	03
----	-----------

power supply options (remote only)**ECO30W-630**0-10V EidoLED
ECOdrive 30W,
for 1-3 fixtures**SOLO50W-630**0-10V EidoLED
SOLOdrive 50W,
for 1-4 fixtures**SOLO100W-630**0-10VEidoLED
SOLOdrive 100W,
for 1-8 fixtures**E84928**Outer casing
(required, ordered
separately)**Fasim_2** | Walk-over spotlight | powerLED 13W 350 mA**type**Steel CRI 80 **E95976****color**

2700 K	1243 lm	M
3000 K	1338 lm	W
4000 K	1434 lm	N

optic

15°	15
30°	30
60°	60

power supply options (remote only)**ECO30W-350**0-10V EidoLED
ECOdrive 30W,
for 1 fixture**SOLO50W-350**0-10V EidoLED
SOLOdrive 50W,
for 1-2 fixtures**SOLO100W-350**0-10VEidoLED
SOLOdrive 100W,
for 1-4 fixtures**E84906**Outer casing
(required, ordered
separately)**Fasim_2** | Walk-over spotlight | arrayLED 13W 350 mA**type**Steel CRI 80 **E94415****color**

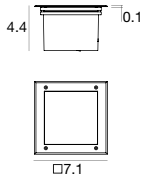
2700 K	1743 lm	M
3000 K	1863 lm	W
4000 K	1863 lm	N

optic

Asym.	07
-------	-----------

power supply options (remote only)**ECO30W-350**0-10V EidoLED
ECOdrive 30W,
for 1 fixture**SOLO50W-350**0-10V EidoLED
SOLOdrive 50W,
for 1-2 fixtures**SOLO100W-350**0-10VEidoLED
SOLOdrive 100W,
for 1-4 fixtures**E84906**Outer casing
(required, ordered
separately)

Fasim_2 | Walk-over spotlight | powerLEDs 13W 500 mA



type		color			optic	
Steel	CRI 80 E94659	2700 K	1683 lm	M	3°	03
		3000 K	1791 lm	W		
		4000 K	1917 lm	N		

power supply options (remote only)

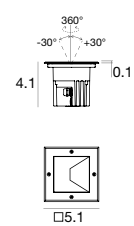


ECO30W-500	SOLO50W-500	SOLO100W-500	E84906
0-10V EidoLED ECOdrive 30W, for 1 fixture	0-10V EidoLED SOLOdrive 50W, for 1-2 fixtures	0-10VEidoLED SOLOdrive 100W, for 1-4 fixtures	Outer casing (required, ordered separately)

“Marionette Theatre” - Düsseldorf
(Germany)



Fasim_2J | Walk-over spotlight | powerLED 8W 630 mA | tiltable beam



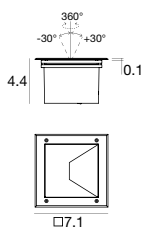
type		color			optic	
Steel	CRI 80	E95969				
		2700 K	610 lm	M	15°	15
		3000 K	644 lm	W	30°	30
		4000 K	711 lm	N	60°	60

power supply options (remote only)



ECO30W-630	SOLO50W-630	SOLO100W-630	E84928
0-10V EldoLED ECODrive 30W, for 1-3 fixtures	0-10V EldoLED SOLOdrive 50W, for 1-4 fixtures	0-10VEldoLED SOLOdrive 100W, for 1-8 fixtures	Outer casing (required, ordered separately)

Fasim_2J | Walk-over spotlight | powerLED 13W 350 mA | tiltable beam



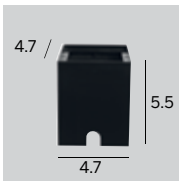
type		color			optic	
Steel	CRI 80	E95977				
		2700 K	1243 lm	M	15°	15
		3000 K	1338 lm	W	30°	30
		4000 K	1434 lm	N	60°	60

power supply options (remote only)



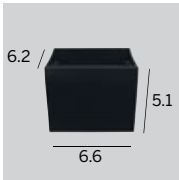
ECO30W-350	SOLO50W-350	SOLO100W-350	E84906
0-10V EldoLED ECODrive 30W, for 1 fixture	0-10V EldoLED SOLOdrive 50W, for 1-2 fixtures	0-10VEldoLED SOLOdrive 100W, for 1-4 fixtures	Outer casing (required, ordered separately)

Fasim_2 | In-ground outer-casing



type	size in	h. in	suitable for	
PVC	4.7 x 4.7	5.5	Fasim_2 8W Fasim_2J 8W	E84928

Fasim_2 | In-ground outer-casing



type	size in	h. in	suitable for	
PVC	6.6 x 6.2	5.1	Fasim_2 13W Fasim_2J 13W	E84906

