

Portik

inter•lux



A cylindrical or square-shaped outdoor downlight that blends into any environment thanks to **simple and universal geometric lines**. The Portik family of downlights is provided with an optical unit consisting of a reflector with the cutting-edge F.O.L.[™] filtering system providing homogeneous lighting. Additionally, it comes in a wide range of options: four different optics, three power levels and three finishes.

Passive heat dissipation

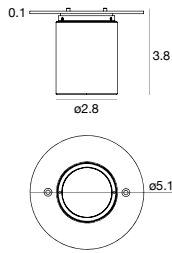
Aluminum casing available in three finishes, black optical compartment

Light management

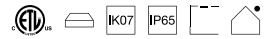
F.O.L.[™] system for a homogeneous light projection with defined edges also for the asymmetric emission version



Portik_R | Ceiling luminaires | powerLED 4W 350 mA

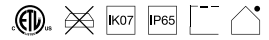


INTEGRAL POWER SUPPLY:



type	color	optic	driver
White CRI 80 E96080	2700 K 409 lm	M 15°	Non-dim ID-S (integral)
Black CRI 80 E96081	3000 K 432 lm	W 30°	
Grey CRI 80 E96082	4000 K 477 lm	N 60°	
		Asym.	07

REMOTE POWER SUPPLY:

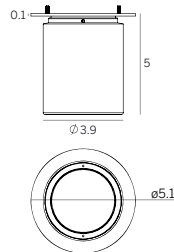


type	color	optic
White CRI 80 E96080	2700 K 409 lm	M 15° 15
Black CRI 80 E96081	3000 K 432 lm	W 30° 30
Grey CRI 80 E96082	4000 K 477 lm	N 60° 60
		Asym. 07

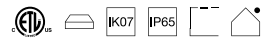
power supply options (remote only)

ECO30W-350	SOLO50W-350	SOLO100W-350
0-10V EidoLED ECOdrive 30W, for 1-3 fixtures	0-10V EidoLED SOLOdrive 50W, for 1-6 fixtures	0-10VEidoLED SOLOdrive 100W, for 1-12 fixtures

Portik_R | Ceiling luminaires | powerLED 13W 350 mA

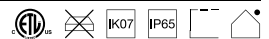


INTEGRAL POWER SUPPLY:



type	color	optic	driver
White CRI 80 E96074	2700 K 1243 lm	M 15°	Non-dim ID-S (integral)
Black CRI 80 E96075	3000 K 1338 lm	W 30°	
Grey CRI 80 E96076	4000 K 1434 lm	N 60°	

REMOTE POWER SUPPLY:

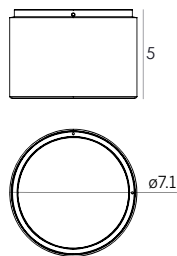


type	color	optic
White CRI 80 E96074	2700 K 1243 lm	M 15° 15
Black CRI 80 E96075	3000 K 1338 lm	W 30° 30
Grey CRI 80 E96076	4000 K 1434 lm	N 60° 60

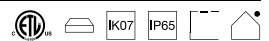
power supply options (remote only)

ECO30W-350	SOLO50W-350	SOLO100W-350
0-10V EidoLED ECOdrive 30W, for 1 fixture	0-10V EidoLED SOLOdrive 50W, for 1-2 fixtures	0-10VEidoLED SOLOdrive 100W, for 1-4 fixtures

Portik_R | Ceiling luminaires | arrayLED 25W 720 mA

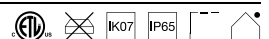


INTEGRAL POWER SUPPLY:



type	color	optic	driver
White CRI 80 E96068	2700 K 3400 lm	M 15°	Non-dim ID-S (integral)
Black CRI 80 E96069	3000 K 3637 lm	W 30°	
Grey CRI 80 E96070	4000 K 3909 lm	N 60°	

REMOTE POWER SUPPLY:

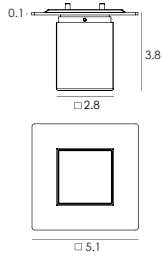


type	color	optic
White CRI 80 E96068	2700 K 3400 lm	M 15° 15
Black CRI 80 E96069	3000 K 3637 lm	W 30° 30
Grey CRI 80 E96070	4000 K 3909 lm	N 60° 60

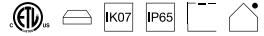
remote power supply options

SOLO50W-720	SOLO100W-720
0-10V EidoLED ECOdrive 30W, for 1 fixture	0-10VEidoLED SOLOdrive 100W, for 1-3 fixtures

Portik_Q | Ceiling luminaires | powerLED 4W 350 mA

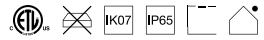


INTEGRAL POWER SUPPLY:



type	color	optic	driver
White CRI 80 E96077	2700 K 409 lm	M 15°	Non-dim ID-S (integral)
Black CRI 80 E96078	3000 K 432 lm	W 30°	
Grey CRI 80 E96079	4000 K 477 lm	N 60°	

REMOTE POWER SUPPLY:

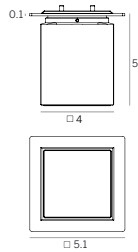


type	color	optic
White CRI 80 E96077	2700 K 409 lm	M 15° 15
Black CRI 80 E96078	3000 K 432 lm	W 30° 30
Grey CRI 80 E96079	4000 K 477 lm	N 60° 60

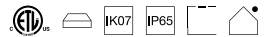
power supply options (remote only)

ECO30W-350	SOLO50W-350	SOLO100W-350
0-10V EIdoLED ECOdrive 30W, for 1-3 fixtures	0-10V EIdoLED SOLOdrive 50W, for 1-6 fixtures	0-10VEIdoLED SOLOdrive 100W, for 1-12 fixtures

Portik_Q | Ceiling luminaires | powerLED 13W 350 mA

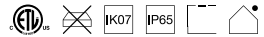


INTEGRAL POWER SUPPLY:



type	color	optic	driver
White CRI 80 E96071	2700 K 1243 lm	M 15°	Non-dim ID-S (integral)
Black CRI 80 E96072	3000 K 1338 lm	W 30°	
Grey CRI 80 E96073	4000 K 1434 lm	N 60°	

REMOTE POWER SUPPLY:

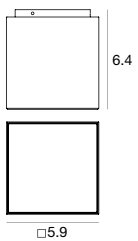


type	color	optic
White CRI 80 E96071	2700 K 1243 lm	M 15° 15
Black CRI 80 E96072	3000 K 1338 lm	W 30° 30
Grey CRI 80 E96073	4000 K 1434 lm	N 60° 60

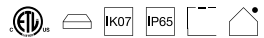
power supply options (remote only)

ECO30W-350	SOLO50W-350	SOLO100W-350
0-10V EIdoLED ECOdrive 30W, for 1-3 fixtures	0-10V EIdoLED SOLOdrive 50W, for 1-6 fixtures	0-10VEIdoLED SOLOdrive 100W, for 1-12 fixtures

Portik_Q | Ceiling luminaires | arrayLED 25W 720 mA

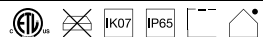


INTEGRAL POWER SUPPLY:



type	color	optic	driver
White CRI 80 E96065	2700 K 3400 lm	M 15°	Non-dim ID-S (integral)
Black CRI 80 E96066	3000 K 3637 lm	W 30°	
Grey CRI 80 E96067	4000 K 3909 lm	N 60°	

REMOTE POWER SUPPLY:



type	color	optic
White CRI 80 E96065	2700 K 3400 lm	M 15° 15
Black CRI 80 E96066	3000 K 3637 lm	W 30° 30
Grey CRI 80 E96067	4000 K 3909 lm	N 60° 60

power supply options (remote only)

ECO30W-350	SOLO50W-350	SOLO100W-350
0-10V EIdoLED ECOdrive 30W, for 1-3 fixtures	0-10V EIdoLED SOLOdrive 50W, for 1-6 fixtures	0-10VEIdoLED SOLOdrive 100W, for 1-12 fixtures