

ice-cut66



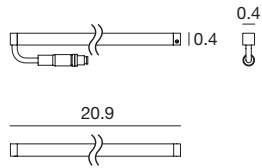
Extremely slender at only 0.4 inch thick, lightweight, and easy to install in any space, Ice-Cut66 can be used to create segmented light scenes or continuous lines, thanks to the cables exiting at the bottom of the light. This smart solution produces perfectly distributed intensity along the length of the light.

Materials

Translucent polycarbonate body



Ice-Cut66 | Linear profiles | 24V | topLED | Wet location | Driver remote | 3.7W/ft



6W - CRI 80

Opaline E96740	2700K	420 lm	M	General	00
	3000K	438 lm	W		
	4000K	478 lm	N		

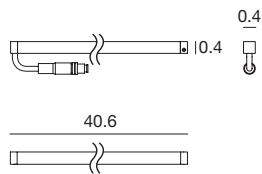
Power supply options (remote only)

OT96-D010

Osram, 10% 0-10V dim, 96W, 24VDC, 120-277VAC, supplied in a Dry location enclosure

OT96-JBX

Osram, Non-Dim, 96W, 24VDC, 120-277VAC, Wet Location



12W - CRI 80

Opaline E96741	2700K	840 lm	M	General	00
	3000K	875 lm	W		
	4000K	956 lm	N		

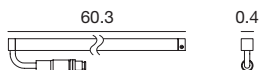
Power supply options (remote only)

OT96-D010

Osram, 10% 0-10V dim, 96W, 24VDC, 120-277VAC, supplied in a Dry location enclosure

OT96-JBX

Osram, Non-Dim, 96W, 24VDC, 120-277VAC, Wet Location



18W - CRI 80

Opaline E96742	2700K	1260 lm	M	General	00
	3000K	1313 lm	W		
	4000K	1434 lm	N		

Power supply options (remote only)

OT96-D010

Osram, 10% 0-10V dim, 96W, 24VDC, 120-277VAC, supplied in a Dry location enclosure

OT96-JBX

Osram, Non-Dim, 96W, 24VDC, 120-277VAC, Wet Location

Accessories



E98398
2 x
Fixing clips



E99231
39.37 in
Cable

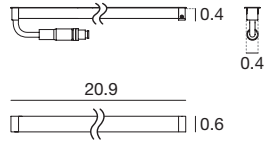


E99232
39.37 in
Extension

Ice-Cut66_F | Linear profiles | 24V | topLED | Wet location | Driver remote | 3.7W/ft



 20.9 x 0.4



6W - CRI 80

Opaline E81255	2700K	420 lm	M	General	00
	3000K	438 lm	W		
	4000K	478 lm	N		

Power supply options (remote only)

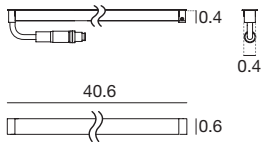
OT96-D010

Osram, 10% 0-10V dim, 96W, 24VDC, 120-277VAC, supplied in a Dry location enclosure

OT96-JBX

Osram, Non-Dim, 96W, 24VDC, 120-277VAC, Wet Location

 40.6 x 0.4



12W - CRI 80

Opaline E81256	2700K	840 lm	M	General	00
	3000K	875 lm	W		
	4000K	956 lm	N		

Power supply options (remote only)

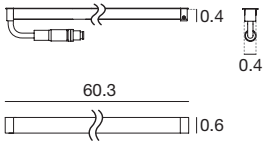
OT96-D010

Osram, 10% 0-10V dim, 96W, 24VDC, 120-277VAC, supplied in a Dry location enclosure

OT96-JBX

Osram, Non-Dim, 96W, 24VDC, 120-277VAC, Wet Location

 60.2 x 0.4



18W - CRI 80

Opaline E81257	2700K	1260 lm	M	General	00
	3000K	1313 lm	W		
	4000K	1434 lm	N		

Power supply options (remote only)

OT96-D010

Osram, 10% 0-10V dim, 96W, 24VDC, 120-277VAC, supplied in a Dry location enclosure

OT96-JBX

Osram, Non-Dim, 96W, 24VDC, 120-277VAC, Wet Location

Accessories



E99231
39.37 in
Cable

E99232
39.37 in
Extension