


quantum range



	1.5 W	2 W	4 W	6 W	10 W	15 W	25 W
_R 	Ø 0.7 in	Ø 0.9 in	Ø 1.4 in	Ø 1.7 in	Ø 2.4 in	Ø 3.3 in	Ø 5.3 in
_RJ 	-	Ø 2 in	Ø 2 in	Ø 2.2 in	Ø 2.8 in	Ø 3.2 in	-
Accessories	-	(_RJ)					
Finish							
Balance CRI 92	2700K 3000K 3500K	2700K 3000K 3500K	2700K 3000K 3500K 4000K	2700K 3000K 3500K 4000K	2700K 3000K 3500K 4000K	2700K 3000K 3500K 4000K	2700K 3000K 3500K 4000K
Efficiency CRI 80	2700K 3000K 3500K 4000K	2700K 3000K 3500K 4000K	2700K 3000K 3500K 4000K	2700K 3000K 3500K 4000K	2700K 3000K 3500K 4000K	2700K 3000K 3500K 4000K	2700K 3000K 3500K 4000K
Optics	Medium Flood	Spot Medium Flood Flood	Spot Medium Flood Flood	Spot Medium Flood Flood	Spot Medium Flood Flood	Spot Medium Flood Flood	Spot Medium Flood Flood
Driver	On/Off 0-10V	On/Off 0-10V	On/Off 0-10V	On/Off 0-10V	On/Off 0-10V	On/Off 0-10V	On/Off 0-10V
	0.6 in	0.8 in (_R) 1.7 in (_RJ)	1.1 in (_R) 1.7 in (_RJ)	1.4 in (_R) 1.9 in (_RJ)	2.1 in (_R) 2.5 in (_RJ)	2.8 in (_R) 2.9 in (_RJ)	4.9 in

F.O.L.™


The optics group consists of a polycarbonate lens combined with F.O.L.™ (Filtering Optical Layers) filters: a 5-filter patented system made of polyethylene terephthalate with different levels of opacity to safeguard the clarity of the light beam and it guarantees optimal optical efficiency.



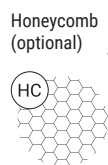
reddot award 2015
winner

HC Visual comfort

The honeycomb-like filter integrated in the Honeycomb versions allows to shield the source further. The hexagonal microcells forming the grid contribute towards shielding the secondary light beam, thus almost eliminating glare altogether.



Organic design

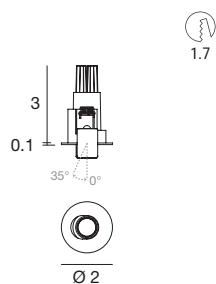


Tilttable

The Quantum_RJ range are adjusted by a 35° inclination on the vertical axis.



Quantum_RJ | Downlight | powerLED | Damp Location | Driver remote | Tilttable | 2W 630mA



1.7

HC

Balance - CRI 92

White	E80047	2700 K	157 lm	M	Spot	15
Black	E80048	3000 K	179 lm	W	Medium Flood	30
Gold	E82035	3500 K	179 lm	T	Flood	45

White **E80051**

Black **E80052**

Gold **E82036**

Efficiency - CRI 80

White	E90566	2700 K	219 lm	M	Spot	15
Black	E90567	3000 K	233 lm	W	Medium Flood	30
Gold	E82037	3500 K	233 lm	T	Flood	45
		4000 K	249 lm	N		

HC

White **E80049**

Black **E80050**

Gold **E82038**

Power supply options (remote only)

ECO30W-630

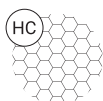
0-10V EldoLED ECOdrive
30W for 1-10 fixtures

SOLO50W-630

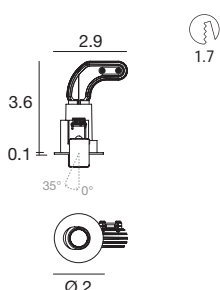
0-10V EldoLED SOLOdrive
50W for 1-16 fixtures

SOLO100W-630

0-10V EldoLED SOLOdrive
100W for 1-32 fixtures



Quantum_RJ | Downlight | powerLED | Damp Location | Driver remote | Tilttable | 4W 350mA



1.7

HC

Balance - CRI 92

White	E80053	2700 K	395 lm	M	Spot	15
Black	E80054	3000 K	423 lm	W	Medium Flood	30
Gold	E82039	3500 K	423 lm	T	Flood	45
		4000 K	456 lm	N		

Efficiency - CRI 80

White	E90568	2700 K	490 lm	M	Spot	15
Black	E90569	3000 K	490 lm	W	Medium Flood	30
Gold	E82041	3500 K	490 lm	T	Flood	45
		4000 K	529 lm	N		

HC

White **E80055**

Black **E80056**

Gold **E82042**

Power supply options (remote only)

ECO30W-350

0-10V EldoLED ECOdrive
30W for 1-3 fixtures

SOLO50W-350

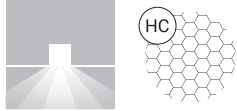
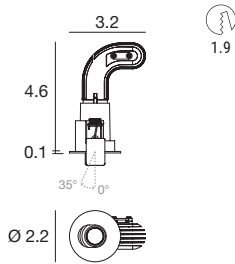
0-10V EldoLED SOLOdrive
50W for 1-6 fixtures

SOLO100W-350

0-10V EldoLED SOLOdrive
100W for 1-12 fixtures



Quantum_RJ | Downlight | powerLED | Damp Location | Driver remote | Tiltable | 6W 500mA



Balance - CRI 92

White	E80059	2700 K	532 lm	M	Spot	15
Black	E80060	3000 K	569 lm	W	Medium Flood	30
Gold	E82043	3500 K	569 lm	T	Flood	45
		4000 K	614 lm	N		



White	E80063
Black	E80064
Gold	E82044

Efficiency - CRI 80

White	E90570	2700 K	659 lm	M	Spot	15
Black	E90571	3000 K	659 lm	W	Medium Flood	30
Gold	E82045	3500 K	659 lm	T	Flood	45
		4000 K	711 lm	N		

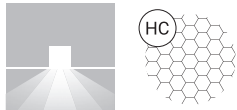
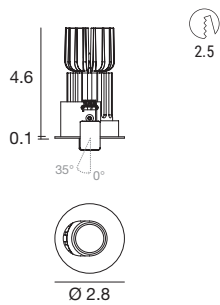


White	E80061
Black	E80062
Gold	E82046

Power supply options (remote only)

ECO30W-500	SOLO50W-500	SOLO100W-500
0-10V EldoLED ECOdrive 30W for 1-3 fixtures	0-10V EldoLED SOLOdrive 50W for 1-6 fixtures	0-10V EldoLED SOLOdrive 100W for 1-12 fixtures

Quantum_RJ | Downlight | powerLED | Damp Location | Driver remote | Tiltable | 10W 800mA



Balance - CRI 92

White	E80065	2700 K	960 lm	M	Spot	15
Black	E80066	3000 K	1034 lm	W	Medium Flood	30
Gold	E82047	3500 K	1034 lm	T	Flood	45
		4000 K	1108 lm	N		



White	E80069
Black	E80070
Gold	E82048

Efficiency - CRI 80

White	E90572	2700 K	1108 lm	M	Spot	15
Black	E90573	3000 K	1194 lm	W	Medium Flood	30
Gold	E82049	3500 K	1194 lm	T	Flood	45
		4000 K	1280 lm	N		

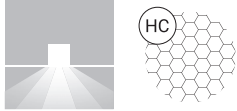
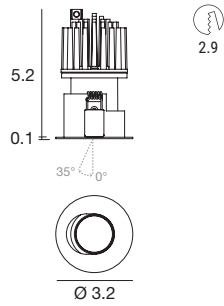


White	E80067
Black	E80068
Gold	E82050

Power supply options (remote only)

ECO30W-800	SOLO100W-800
0-10V EldoLED ECOdrive 30W for 1-2 fixtures	0-10V EldoLED SOLOdrive 100W for 1-4 fixtures

Quantum_RJ | Downlight | arrayLED | Damp Location | Driver remote | Tilttable | 15W 400mA



Balance - CRI 92

White	E80071	2700 K	1568 lm	M	Spot	15
Black	E80072	3000 K	1677 lm	W	Medium Flood	30
Gold	E82051	3500 K	1677 lm	T	Flood	45
		4000 K	1804 lm	N		

HC

White	E80075
Black	E80076
Gold	E82052

Efficiency - CRI 80

White	E90574	2700 K	1932 lm	M	Spot	15
Black	E90575	3000 K	1932 lm	W	Medium Flood	30
Gold	E82053	3500 K	1932 lm	T	Flood	45
		4000 K	2078 lm	N		

HC

White	E80073
Black	E80074
Gold	E82054

Power supply options (remote only)

ECO30W-400	SOLO50W-400	SOLO100W-400
0-10V EldoLED ECOdrive 30W for 1 fixture	0-10V EldoLED SOLOdrive 50W for 1-2 fixtures	0-10V EldoLED SOLOdrive 100W for 1-4 fixtures