


# quantum range



	1.5 W	2 W	4 W	6 W	10 W	15 W	25 W
<b>_R</b> 	Ø 0.7 in	Ø 0.9 in	Ø 1.4 in	Ø 1.7 in	Ø 2.4 in	Ø 3.3 in	Ø 5.3 in
<b>_RJ</b> 	-	Ø 2 in	Ø 2 in	Ø 2.2 in	Ø 2.8 in	Ø 3.2 in	-
<b>Accessories</b>	-	(_RJ)					
<b>Finish</b>							
<b>Balance CRI 92</b>	2700K 3000K 3500K	2700K 3000K 3500K	2700K 3000K 3500K 4000K	2700K 3000K 3500K 4000K	2700K 3000K 3500K 4000K	2700K 3000K 3500K 4000K	2700K 3000K 3500K 4000K
<b>Efficiency CRI 80</b>	2700K 3000K 3500K 4000K	2700K 3000K 3500K 4000K	2700K 3000K 3500K 4000K	2700K 3000K 3500K 4000K	2700K 3000K 3500K 4000K	2700K 3000K 3500K 4000K	2700K 3000K 3500K 4000K
<b>Optics</b>	Medium Flood	Spot Medium Flood Flood	Spot Medium Flood Flood	Spot Medium Flood Flood	Spot Medium Flood Flood	Spot Medium Flood Flood	Spot Medium Flood Flood
<b>Driver</b>	On/Off 0-10V	On/Off 0-10V	On/Off 0-10V	On/Off 0-10V	On/Off 0-10V	On/Off 0-10V	On/Off 0-10V
	0.6 in	0.8 in (_R) 1.7 in (_RJ)	1.1 in (_R) 1.7 in (_RJ)	1.4 in (_R) 1.9 in (_RJ)	2.1 in (_R) 2.5 in (_RJ)	2.8 in (_R) 2.9 in (_RJ)	4.9 in

**F.O.L.™**

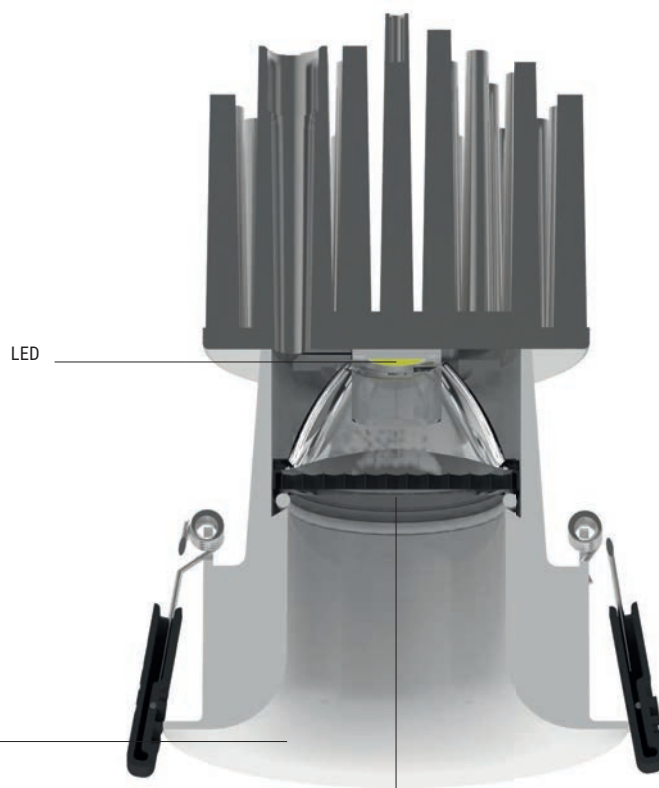
The optics group consists of a polycarbonate lens combined with F.O.L.™ (Filtering Optical Layers) filters: a 5-filter patented system made of polyethylene terephthalate with different levels of opacity to safeguard the clarity of the light beam and it guarantees optimal optical efficiency.



reddot award 2015  
winner

**HC Visual comfort**

The honeycomb-like filter integrated in the Honeycomb versions allows to shield the source further. The hexagonal microcells forming the grid contribute towards shielding the secondary light beam, thus almost eliminating glare altogether.



**Organic design**



Honeycomb (optional)

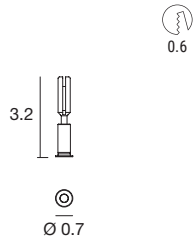


**Tilttable**

The Quantum\_RJ range are adjusted by a 35° inclination on the vertical axis.



Quantum\_R | Downlight | powerLED | Damp Location | Driver remote | 1.5W 500mA



Balance - CRI 92

White	<b>E80009</b>	2700 K	134 lm	<b>M</b>	Medium Flood	<b>20</b>
Black	<b>E80010</b>	3000 K	153 lm	<b>W</b>	Medium Flood	<b>35</b>
Gold	<b>E82011</b>	3500 K	153 lm	<b>T</b>		

Efficiency - CRI 80

White	<b>E90554</b>	2700 K	187 lm	<b>M</b>	Medium Flood	<b>20</b>
Black	<b>E90555</b>	3000 K	199 lm	<b>W</b>	Medium Flood	<b>35</b>
Gold	<b>E82012</b>	3500 K	199 lm	<b>T</b>		
		4000 K	213 lm	<b>N</b>		

Power supply options (remote only)

**ECO30W-500**

0-10V EldoLED ECOdrive  
30W for 1-10 fixtures

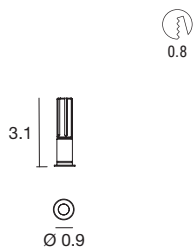
**SOLO50W-500**

0-10V EldoLED SOLOdrive  
50W for 1-20 fixtures

**SOLO100W-500**

0-10V EldoLED SOLOdrive  
100W for 1-40 fixtures

Quantum\_R | Downlight | powerLED | Damp Location | Driver remote | 2W 630mA



Balance - CRI 92

White	<b>E80011</b>	2700 K	157 lm	<b>M</b>	Spot	<b>15</b>
Black	<b>E80012</b>	3000 K	179 lm	<b>W</b>	Medium Flood	<b>30</b>
Gold	<b>E82013</b>	3500 K	179 lm	<b>T</b>	Flood	<b>45</b>

Efficiency - CRI 80

White	<b>E90556</b>	2700 K	219 lm	<b>M</b>	Spot	<b>15</b>
Black	<b>E90557</b>	3000 K	233 lm	<b>W</b>	Medium Flood	<b>30</b>
Gold	<b>E82014</b>	3500 K	233 lm	<b>T</b>	Flood	<b>45</b>
		4000 K	249 lm	<b>N</b>		

Power supply options (remote only)

**ECO30W-630**

0-10V EldoLED ECOdrive  
30W for 1-10 fixtures

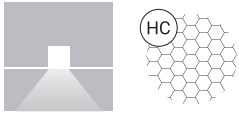
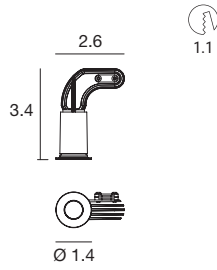
**SOLO50W-630**

0-10V EldoLED SOLOdrive  
50W for 1-16 fixtures

**SOLO100W-630**

0-10V EldoLED SOLOdrive  
100W for 1-32 fixtures

Quantum\_R | Downlight | powerLED | Damp Location | Driver remote | 4W 350mA



Balance - CRI 92

White	<b>E80017</b>	2700 K	395 lm	<b>M</b>	Spot	<b>15</b>
Black	<b>E80018</b>	3000 K	423 lm	<b>W</b>	Medium Flood	<b>30</b>
Gold	<b>E82015</b>	3500 K	423 lm	<b>T</b>	Flood	<b>45</b>
		4000 K	456 lm	<b>N</b>		



White	<b>E80021</b>
Black	<b>E80022</b>
Gold	<b>E82016</b>

Efficiency - CRI 80

White	<b>E90558</b>	2700 K	490 lm	<b>M</b>	Spot	<b>15</b>
Black	<b>E90559</b>	3000 K	490 lm	<b>W</b>	Medium Flood	<b>30</b>
Gold	<b>E82017</b>	3500 K	490 lm	<b>T</b>	Flood	<b>45</b>
		4000 K	529 lm	<b>N</b>		



White	<b>E80019</b>
Black	<b>E80020</b>
Gold	<b>E82018</b>

Power supply options (remote only)

**ECO30W-350**

0-10V EldoLED ECOdrive  
30W for 1-3 fixtures

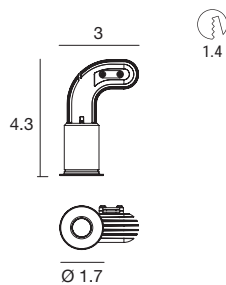
**SOLO50W-350**

0-10V EldoLED SOLOdrive  
50W for 1-6 fixtures

**SOLO100W-350**

0-10V EldoLED SOLOdrive  
100W for 1-12 fixtures

Quantum\_R | Downlight | powerLED | Damp Location | Driver remote | 6W 500mA



Balance - CRI 92

White	<b>E80023</b>	2700 K	532 lm	<b>M</b>	Spot	<b>15</b>
Black	<b>E80024</b>	3000 K	569 lm	<b>W</b>	Medium Flood	<b>30</b>
Gold	<b>E82019</b>	3500 K	569 lm	<b>T</b>	Flood	<b>45</b>
		4000 K	614 lm	<b>N</b>		



White	<b>E80027</b>
Black	<b>E80028</b>
Gold	<b>E82020</b>

Efficiency - CRI 80

White	<b>E90560</b>	2700 K	659 lm	<b>M</b>	Spot	<b>15</b>
Black	<b>E90561</b>	3000 K	659 lm	<b>W</b>	Medium Flood	<b>30</b>
Gold	<b>E82021</b>	3500 K	659 lm	<b>T</b>	Flood	<b>45</b>
		4000 K	711 lm	<b>N</b>		



White	<b>E80025</b>
Black	<b>E80026</b>
Gold	<b>E82022</b>

Power supply options (remote only)

**ECO30W-500**

0-10V EldoLED ECOdrive  
30W for 1-3 fixtures

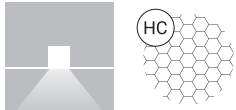
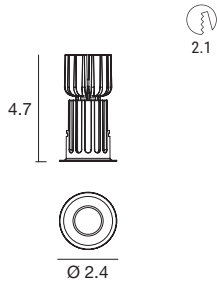
**SOLO50W-500**

0-10V EldoLED SOLOdrive  
50W for 1-6 fixtures

**SOLO100W-500**

0-10V EldoLED SOLOdrive  
100W for 1-12 fixtures

Quantum\_R | Downlight | powerLED | Damp Location | Driver remote | 10W 800mA



Balance - CRI 92

White	<b>E80029</b>	2700 K	960 lm	<b>M</b>	Spot	<b>15</b>
Black	<b>E80030</b>	3000 K	1034 lm	<b>W</b>	Medium Flood	<b>30</b>
Gold	<b>E82023</b>	3500 K	1034 lm	<b>T</b>	Flood	<b>45</b>
		4000 K	1108 lm	<b>N</b>		

HC

White	<b>E80033</b>
Black	<b>E80034</b>
Gold	<b>E82024</b>

Efficiency - CRI 80

White	<b>E90562</b>	2700 K	1108 lm	<b>M</b>	Spot	<b>15</b>
Black	<b>E90563</b>	3000 K	1194 lm	<b>W</b>	Medium Flood	<b>30</b>
Gold	<b>E82025</b>	3500 K	1194 lm	<b>T</b>	Flood	<b>45</b>
		4000 K	1280 lm	<b>N</b>		

HC

White	<b>E80031</b>
Black	<b>E80032</b>
Gold	<b>E82026</b>

Power supply options (remote only)

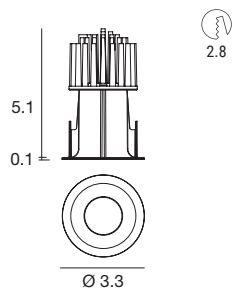
**ECO30W-800**

0-10V EldoLED ECOdrive  
30W for 1-2 fixtures

**SOLO100W-800**

0-10V EldoLED SOLOdrive  
100W for 1-4 fixtures

Quantum\_R | Downlight | arrayLED | Damp Location | Driver remote | 15W 400mA



Balance - CRI 92

White	<b>E80035</b>	2700 K	1568 lm	<b>M</b>	Spot	<b>15</b>
Black	<b>E80036</b>	3000 K	1677 lm	<b>W</b>	Medium Flood	<b>30</b>
Gold	<b>E82027</b>	3500 K	1677 lm	<b>T</b>	Flood	<b>45</b>
		4000 K	1804 lm	<b>N</b>		

HC

White	<b>E80039</b>
Black	<b>E80040</b>
Gold	<b>E82028</b>

Efficiency - CRI 80

White	<b>E90564</b>	2700 K	1932 lm	<b>M</b>	Spot	<b>15</b>
Black	<b>E90565</b>	3000 K	1932 lm	<b>W</b>	Medium Flood	<b>30</b>
Gold	<b>E82029</b>	3500 K	1932 lm	<b>T</b>	Flood	<b>45</b>
		4000 K	2078 lm	<b>N</b>		

HC

White	<b>E80037</b>
Black	<b>E80038</b>
Gold	<b>E82030</b>

Power supply options (remote only)

**ECO30W-400**

0-10V EldoLED ECOdrive  
30W for 1 fixture

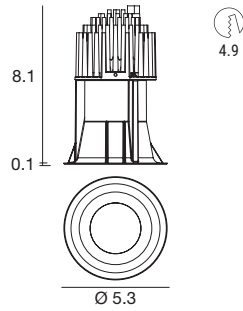
**SOLO50W-400**

0-10V EldoLED SOLOdrive  
50W for 1-2 fixtures

**SOLO100W-400**

0-10V EldoLED SOLOdrive  
100W for 1-4 fixtures

**Quantum\_R | Downlight | arrayLED | Damp Location | Driver remote | 25W 700mA**



**Balance - CRI 92**

White	<b>E80041</b>	2700 K	2598 lm	<b>M</b>	Spot	<b>15</b>
Black	<b>E80042</b>	3000 K	2794 lm	<b>W</b>	Medium Flood	<b>30</b>
Gold	<b>E82031</b>	3500 K	2794 lm	<b>T</b>	Flood	<b>45</b>
		4000 K	2990 lm	<b>N</b>		

White	<b>E80045</b>
Black	<b>E80046</b>
Gold	<b>E82032</b>

**Efficiency - CRI 80**

White	<b>E90609</b>	2700 K	3210 lm	<b>M</b>	Spot	<b>15</b>
Black	<b>E90610</b>	3000 K	3431 lm	<b>W</b>	Medium Flood	<b>30</b>
Gold	<b>E82033</b>	3500 K	3431 lm	<b>T</b>	Flood	<b>45</b>
		4000 K	3431 lm	<b>N</b>		



White	<b>E80043</b>
Black	<b>E80044</b>
Gold	<b>E82034</b>

**Power supply options (remote only)**

**SOLO50W-700**

0-10V EldoLED SOLOdrive  
50W for 1 fixtures

**SOLO100W-700**

0-10V EldoLED SOLOdrive  
100W for 1-3 fixtures